

Daily Summary for Amman Stock Exchange

VALUE TRADED (JD)

	2025	2026	NET CHANGE	CHANGE (%)
Daily	10,123,735	22,510,560	12,386,825	122.35%
Cumulative (1/6-3/6)	29,348,008	57,767,008	28,419,000	96.83%
Cumulative (4/1-3/6)	716,863,924	1,336,426,069	619,562,145	86.43%

NO. OF SHARES TRADED

	2025	2026	NET CHANGE	CHANGE (%)
Daily	3,745,388	5,647,802	1,902,414	50.79%
Cumulative (1/6-3/6)	11,824,309	18,023,048	6,198,739	52.42%
Cumulative (4/1-3/6)	371,357,644	463,641,128	92,283,484	24.85%

NO. OF TRANSACTIONS

	2025	2026	NET CHANGE	CHANGE (%)
Daily	2,946	4,960	2,014	68.36%
Cumulative (1/6-3/6)	9,027	14,424	5,397	59.79%
Cumulative (4/1-3/6)	237,626	373,407	135,781	57.14%

SOME FINANCIAL RATIOS FOR THE ASE (3/6/2026)

SECTOR	P/E	P/BV	DIVIDEND YIELD (%)	TURNOVER (%)
FINANCIAL	10.002	1.024	4.768	0.071
SERVICES	13.380	1.522	4.688	0.057
INDUSTRY	16.944	3.018	4.599	0.221
OVERALL	12.460	1.578	4.799	0.089

ASE GENERAL FREE FLOAT WEIGHTED INDEX ASEGI (1999=1000)

	TUESDAY 02/06/2026	WEDNESDAY 03/06/2026	% CHANGE	
			DAY BEFORE	YTD
GENERAL INDEX ASEGI	4047.5	4056.1	0.21%	12.31%
FINANCIAL	3892.7	3902.6	0.25%	3.36%
SERVICES	2705.7	2719.8	0.52%	25.20%
INDUSTRY	10855.3	10817.8	-0.35%	21.92%

ASE FREE FLOAT WEIGHTED INDEX ASE20 (2014=1000)

	2211.1	2215.2	0.18%	11.96%
--	--------	--------	-------	--------

TOTAL RETURN INDEX ASETR (2021=1074)

	3059.2	3064.8	0.19%	17.78%
--	--------	--------	-------	--------

ASE WEIGHTED INDEX (1991=1000)

	TUESDAY 02/06/2026	WEDNESDAY 03/06/2026	% CHANGE	
			DAY BEFORE	YTD
GENERAL	8209.4	8184.3	-0.31%	15.99%
BANKS	10211.5	10173.7	-0.37%	7.73%
INSURANCE	1942.2	1943.4	0.06%	8.98%
SERVICES	1165.5	1160.3	-0.44%	6.67%
INDUSTRY	14412.2	14378.6	-0.23%	26.09%

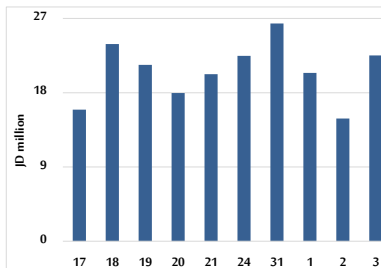
MARKET INDICES WEIGHTED BY FREE FLOAT MARKET CAP. (2012=1000)

	TUESDAY 02/06/2026	WEDNESDAY 03/06/2026	% CHANGE	
			DAY BEFORE	YTD
FIRST MARKET	2288.6	2292.4	0.17%	12.38%
SECOND MARKET	1036.5	1044.5	0.77%	2.16%

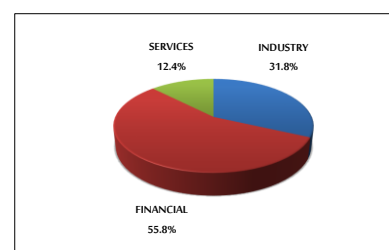
MARKET CAPITALIZATION (JD)

	30,436,316,476	30,349,484,246	-0.29%	14.56%
--	----------------	----------------	--------	--------

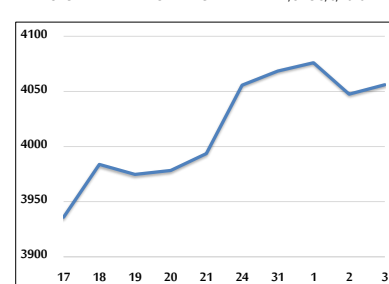
VALUE TRADED FROM 17/5 TO 3/6/2026



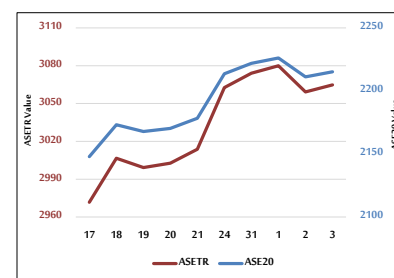
VALUE TRADED BY SECTOR WEDNESDAY 3/6/2026



ASE GENERAL FREE FLOAT WEIGHTED INDEX 17/5 TO 3/6/2026



ASE20 INDEX & ASETR INDEX FROM 17/5 TO 3/6/2026



ASE WEIGHTED INDEX FROM 17/5 TO 3/6/2026

