

Daily Summary for Amman Stock Exchange

VALUE TRADED (JD)

	2025	2026	NET CHANGE	CHANGE (%)
Daily	9,491,788	14,863,041	5,371,253	56.59%
Cumulative (1/6-2/6)	19,224,273	35,256,448	16,032,175	83.40%
Cumulative (4/1-2/6)	706,740,189	1,313,915,509	607,175,320	85.91%

NO. OF SHARES TRADED

	2025	2026	NET CHANGE	CHANGE (%)
Daily	3,378,770	5,382,995	2,004,225	59.32%
Cumulative (1/6-2/6)	8,078,921	12,375,246	4,296,325	53.18%
Cumulative (4/1-2/6)	367,612,256	457,993,326	90,381,070	24.59%

NO. OF TRANSACTIONS

	2025	2026	NET CHANGE	CHANGE (%)
Daily	3,012	4,993	1,981	65.77%
Cumulative (1/6-2/6)	6,081	9,464	3,383	55.63%
Cumulative (4/1-2/6)	234,680	368,447	133,767	57.00%

SOME FINANCIAL RATIOS FOR THE ASE (2/6/2026)

SECTOR	P/E	P/BV	DIVIDEND YIELD (%)	TURNOVER (%)
FINANCIAL	10.032	1.028	4.754	0.062
SERVICES	13.371	1.521	4.691	0.060
INDUSTRY	17.005	3.029	4.583	0.231
OVERALL	12.498	1.583	4.785	0.085

ASE GENERAL FREE FLOAT WEIGHTED INDEX ASEGI (1999=1000)

	MONDAY 01/06/2026	TUESDAY 02/06/2026	% CHANGE	
			DAY BEFORE	YTD
GENERAL INDEX ASEGI	4076.0	4047.5	-0.70%	12.07%
FINANCIAL	3910.0	3892.7	-0.44%	3.10%
SERVICES	2734.0	2705.7	-1.04%	24.55%
INDUSTRY	10949.7	10855.3	-0.86%	22.34%

ASE FREE FLOAT WEIGHTED INDEX ASE20 (2014=1000)

	2226.1	2211.1	-0.68%	11.75%
--	--------	--------	--------	--------

TOTAL RETURN INDEX ASETR (2021=1074)

	3080.0	3059.2	-0.68%	17.56%
--	--------	--------	--------	--------

ASE WEIGHTED INDEX (1991=1000)

	MONDAY 01/06/2026	TUESDAY 02/06/2026	% CHANGE	
			DAY BEFORE	YTD
GENERAL	8258.6	8209.4	-0.60%	16.35%
BANKS	10222.8	10211.5	-0.11%	8.13%
INSURANCE	1940.1	1942.2	0.11%	8.91%
SERVICES	1168.2	1165.5	-0.23%	7.15%
INDUSTRY	14568.9	14412.2	-1.08%	26.39%

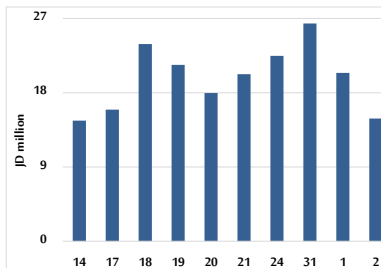
MARKET INDICES WEIGHTED BY FREE FLOAT MARKET CAP. (2012=1000)

	MONDAY 01/06/2026	TUESDAY 02/06/2026	% CHANGE	
			DAY BEFORE	YTD
FIRST MARKET	2305.7	2288.6	-0.74%	12.20%
SECOND MARKET	1045.1	1036.5	-0.82%	1.38%

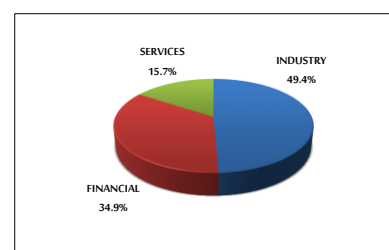
MARKET CAPITALIZATION (JD)

	30,612,686,926	30,436,316,476	-0.58%	14.88%
--	----------------	----------------	--------	--------

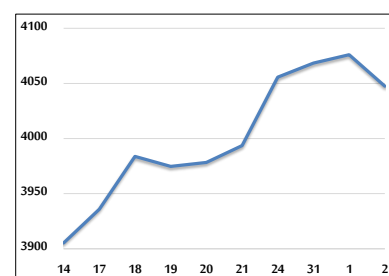
VALUE TRADED FROM 14/5 TO 2/6/2026



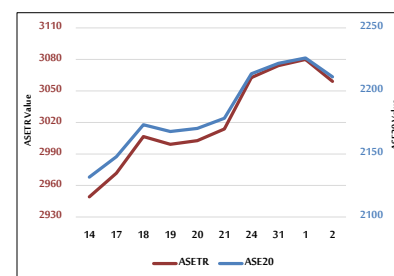
VALUE TRADED BY SECTOR TUESDAY 2/6/2026



ASE GENERAL FREE FLOAT WEIGHTED INDEX 14/5 TO 2/6/2026



ASE20 INDEX & ASETR INDEX FROM 14/5 TO 2/6/2026



ASE WEIGHTED INDEX FROM 14/5 TO 2/6/2026

