

Daily Summary for Amman Stock Exchange

VALUE TRADED (JD)

	2025	2026	NET CHANGE	CHANGE (%)
Daily	9,732,485	20,393,407	10,660,922	109.54%
Cumulative (1/6-1/6)	9,732,485	20,393,407	10,660,922	109.54%
Cumulative (4/1-1/6)	697,248,401	1,299,052,468	601,804,067	86.31%

NO. OF SHARES TRADED

	2025	2026	NET CHANGE	CHANGE (%)
Daily	4,700,151	6,992,251	2,292,100	48.77%
Cumulative (1/6-1/6)	4,700,151	6,992,251	2,292,100	48.77%
Cumulative (4/1-1/6)	364,233,486	452,610,331	88,376,845	24.26%

NO. OF TRANSACTIONS

	2025	2026	NET CHANGE	CHANGE (%)
Daily	3,069	4,471	1,402	45.68%
Cumulative (1/6-1/6)	3,069	4,471	1,402	45.68%
Cumulative (4/1-1/6)	231,668	363,454	131,786	56.89%

SOME FINANCIAL RATIOS FOR THE ASE (1/6/2026)

SECTOR	P/E	P/BV	DIVIDEND YIELD (%)	TURNOVER (%)
FINANCIAL	10.046	1.029	4.747	0.119
SERVICES	13.460	1.531	4.660	0.054
INDUSTRY	17.172	3.059	4.538	0.148
OVERALL	12.573	1.592	4.756	0.110

ASE GENERAL FREE FLOAT WEIGHTED INDEX ASEGI (1999=1000)

	SUNDAY 31/05/2026	MONDAY 01/06/2026	% CHANGE	
			DAY BEFORE	YTD
GENERAL INDEX ASEGI	4068.5	4076.0	0.19%	12.86%
FINANCIAL	3906.1	3910.0	0.10%	3.56%
SERVICES	2737.1	2734.0	-0.11%	25.86%
INDUSTRY	10856.8	10949.7	0.86%	23.41%

ASE FREE FLOAT WEIGHTED INDEX ASE20 (2014=1000)

	2221.9	2226.1	0.19%	12.51%

TOTAL RETURN INDEX ASETR (2021=1074)

	3074.1	3080.0	0.19%	18.36%

ASE WEIGHTED INDEX (1991=1000)

	SUNDAY 31/05/2026	MONDAY 01/06/2026	% CHANGE	
			DAY BEFORE	YTD
GENERAL	8223.8	8258.6	0.42%	17.04%
BANKS	10236.8	10222.8	-0.14%	8.25%
INSURANCE	1952.5	1940.1	-0.63%	8.80%
SERVICES	1173.1	1168.2	-0.42%	7.40%
INDUSTRY	14414.4	14568.9	1.07%	27.76%

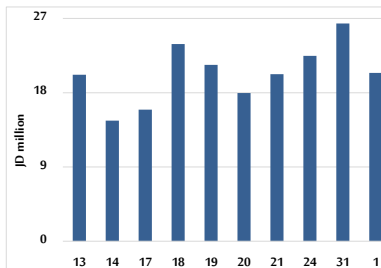
MARKET INDICES WEIGHTED BY FREE FLOAT MARKET CAP. (2012=1000)

	SUNDAY 31/05/2026	MONDAY 01/06/2026	% CHANGE	
			DAY BEFORE	YTD
FIRST MARKET	2302.1	2305.7	0.16%	13.04%
SECOND MARKET	1043.0	1045.1	0.20%	2.22%

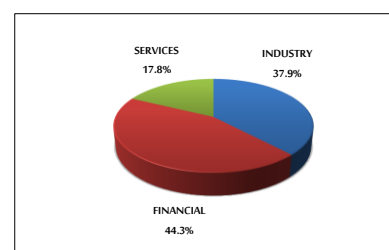
MARKET CAPITALIZATION (JD)

	30,474,762,156	30,612,686,926	0.45%	15.55%

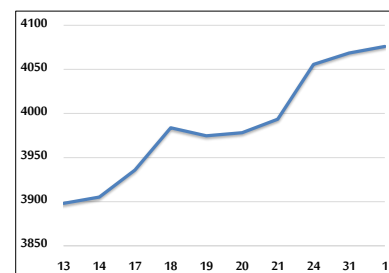
VALUE TRADED FROM 13/5 TO 1/6/2026



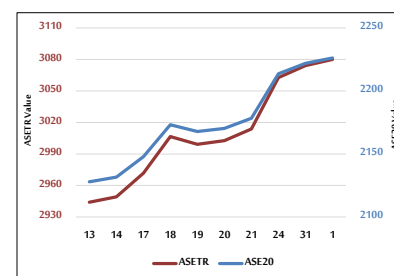
VALUE TRADED BY SECTOR MONDAY 1/6/2026



ASE GENERAL FREE FLOAT WEIGHTED INDEX 13/5 TO 1/6/2026



ASE20 INDEX & ASETR INDEX FROM 13/5 TO 1/6/2026



ASE WEIGHTED INDEX FROM 13/5 TO 1/6/2026

