

## Daily Summary for Amman Stock Exchange

### VALUE TRADED (JD)

	2025	2026	NET CHANGE	CHANGE (%)
Daily	9,667,645	26,391,222	16,723,577	172.99%
Cumulative (3/5-31/5)	182,845,838	283,512,713	100,666,875	55.06%
Cumulative (4/1-31/5)	687,515,916	1,278,659,061	591,143,145	85.98%

### NO. OF SHARES TRADED

	2025	2026	NET CHANGE	CHANGE (%)
Daily	4,556,088	6,268,003	1,711,915	37.57%
Cumulative (3/5-31/5)	93,900,197	108,813,792	14,913,595	15.88%
Cumulative (4/1-31/5)	359,533,335	445,618,080	86,084,745	23.94%

### NO. OF TRANSACTIONS

	2025	2026	NET CHANGE	CHANGE (%)
Daily	3,161	5,497	2,336	73.90%
Cumulative (3/5-31/5)	59,882	81,521	21,639	36.14%
Cumulative (4/1-31/5)	228,599	358,983	130,384	57.04%

### SOME FINANCIAL RATIOS FOR THE ASE (31/5/2026)

SECTOR	P/E	P/BV	DIVIDEND YIELD (%)	TURNOVER (%)
FINANCIAL	10.049	1.029	4.746	0.090
SERVICES	13.471	1.532	4.656	0.078
INDUSTRY	16.990	3.026	4.587	0.174
OVERALL	12.515	1.585	4.779	0.099

### ASE GENERAL FREE FLOAT WEIGHTED INDEX ASEGI (1999=1000)

	SUNDAY 24/05/2026	SUNDAY 31/05/2026	% CHANGE	
			DAY BEFORE	YTD
GENERAL INDEX ASEGI	4055.7	4068.5	0.32%	12.65%
FINANCIAL	3888.7	3906.1	0.45%	3.46%
SERVICES	2751.7	2737.1	-0.53%	26.00%
INDUSTRY	10728.6	10856.8	1.20%	22.36%

### ASE FREE FLOAT WEIGHTED INDEX ASE20 (2014=1000)

	2213.6	2221.9	0.37%	12.29%
--	--------	--------	-------	--------

### TOTAL RETURN INDEX ASETR (2021=1074)

	3062.7	3074.1	0.37%	18.14%
--	--------	--------	-------	--------

### ASE WEIGHTED INDEX (1991=1000)

	SUNDAY 24/05/2026	SUNDAY 31/05/2026	% CHANGE	
			DAY BEFORE	YTD
GENERAL	8157.1	8223.8	0.82%	16.55%
BANKS	10176.6	10236.8	0.59%	8.40%
INSURANCE	1954.2	1952.5	-0.09%	9.49%
SERVICES	1169.5	1173.1	0.31%	7.85%
INDUSTRY	14255.2	14414.4	1.12%	26.41%

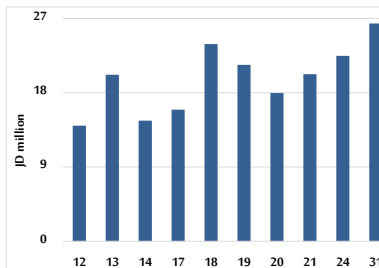
### MARKET INDICES WEIGHTED BY FREE FLOAT MARKET CAP. (2012=1000)

	SUNDAY 24/05/2026	SUNDAY 31/05/2026	% CHANGE	
			DAY BEFORE	YTD
FIRST MARKET	2293.3	2302.1	0.38%	12.86%
SECOND MARKET	1046.1	1043.0	-0.29%	2.02%

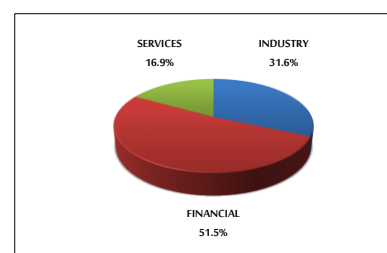
### MARKET CAPITALIZATION (JD)

	30,236,762,177	30,474,762,156	0.79%	15.03%
--	----------------	----------------	-------	--------

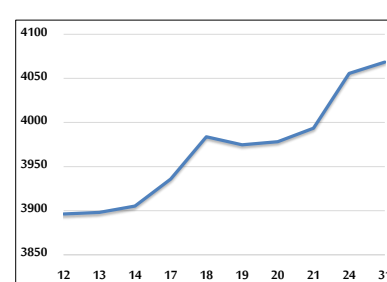
### VALUE TRADED FROM 12/5 TO 31/5/2026



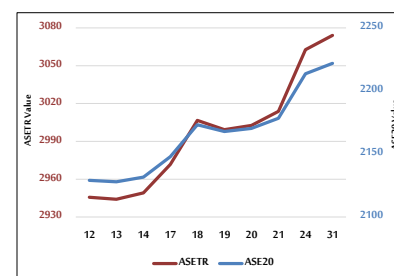
### VALUE TRADED BY SECTOR SUNDAY 31/5/2026



### ASE GENERAL FREE FLOAT WEIGHTED INDEX 12/5 TO 31/5/2026



### ASE20 INDEX & ASETR INDEX FROM 12/5 TO 31/5/2026



### ASE WEIGHTED INDEX FROM 12/5 TO 31/5/2026

