

Daily Summary for Amman Stock Exchange

VALUE TRADED (JD)

	2024	2025	NET CHANGE	CHANGE (%)
Daily	4,224,522	5,756,092	1,531,570	36.25%
Cumulative (2/2-3/2)	10,244,952	13,230,064	2,985,112	29.14%
Cumulative (2/1-3/2)	116,487,125	154,943,711	38,456,586	33.01%

NO. OF SHARES TRADED

	2024	2025	NET CHANGE	CHANGE (%)
Daily	2,353,530	2,630,704	277,174	11.78%
Cumulative (2/2-3/2)	6,772,692	5,950,948	-821,744	-12.13%
Cumulative (2/1-3/2)	99,905,683	80,363,474	-19,542,209	-19.56%

NO. OF TRANSACTIONS

	2024	2025	NET CHANGE	CHANGE (%)
Daily	2,443	2,347	-96	-3.93%
Cumulative (2/2-3/2)	4,925	5,070	145	2.94%
Cumulative (2/1-3/2)	64,397	52,610	-11,787	-18.30%

SOME FINANCIAL RATIOS FOR THE ASE (3/2/2025)

SECTOR	P/E	P/BV	DIVIDEND YIELD (%)	TURNOVER (%)
FINANCIAL	8.762	0.802	5.706	0.035
SERVICES	13.120	1.328	5.812	0.072
INDUSTRY	10.861	1.802	6.250	0.033
OVERALL	9.367	1.103	6.203	0.042

STOCK PRICE INDEX WEIGHTED BY FREE FLOAT MARKET CAPITALIZATION (1999=1000)

	SUNDAY 02/02/2025	MONDAY 03/02/2025	% CHANGE	
			DAY BEFORE	YTD
GENERAL	2629.6	2623.1	-0.25%	5.40%
FINANCIAL	2774.3	2765.7	-0.31%	4.33%
SERVICES	1770.6	1773.4	0.15%	4.73%
INDUSTRY	5990.9	5961.6	-0.49%	7.78%

STOCK PRICE INDEX WEIGHTED BY FREE FLOAT MARKET CAPITALIZATION ASE20 (2014=1000)

	1426.8	1423.0	-0.27%	5.88%
--	--------	--------	--------	-------

Total Return Index ASETR (2021=1074)

	1742.7	1738.0	-0.27%	5.88%
--	--------	--------	--------	-------

STOCK PRICE INDEX WEIGHTED BY MARKET CAPITALIZATION (1991=1000)

	SUNDAY 02/02/2025	MONDAY 03/02/2025	% CHANGE	
			DAY BEFORE	YTD
GENERAL	5047.2	5020.4	-0.53%	8.35%
BANKS	7043.1	7015.0	-0.40%	7.05%
INSURANCE	1373.1	1369.5	-0.26%	-0.48%
SERVICES	894.1	891.1	-0.34%	3.18%
INDUSTRY	7561.1	7506.2	-0.73%	11.38%

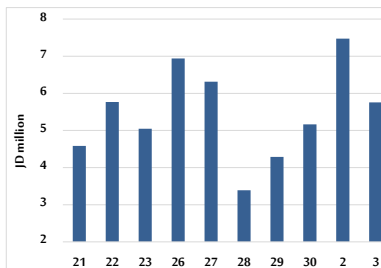
STOCK PRICE MARKET INDEX WEIGHTED BY FREE FLOAT MARKET CAP. (2012=1000)

	SUNDAY 02/02/2025	MONDAY 03/02/2025	% CHANGE	
			DAY BEFORE	YTD
FIRST MARKET	1480.5	1476.6	-0.26%	5.80%
SECOND MARKET	825.9	827.1	0.15%	-0.65%

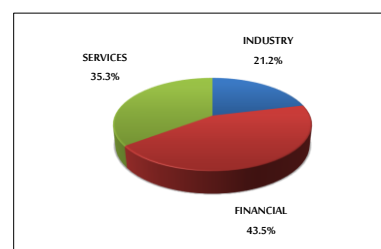
MARKET CAPITALIZATION (JD)

	19,104,319,120	19,009,166,420	-0.50%	7.66%
--	----------------	----------------	--------	-------

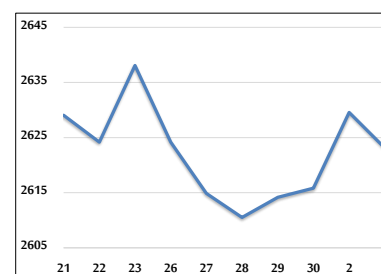
VALUE TRADED FROM 21/1 TO 3/2/2025



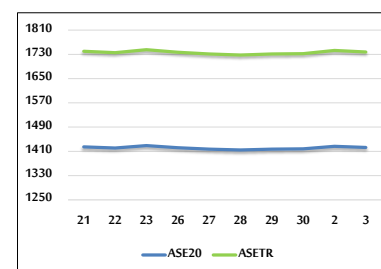
VALUE TRADED BY SECTOR MONDAY 3/2/2025



GENERAL FREE FLOAT PRICE INDEX FROM 21/1 TO 3/2/2025



ASE20 and ASETR FREE FLOAT PRICE INDEX FROM 21/1 TO 3/2/2025



STOCK PRICE INDEX FROM 21/1 TO 3/2/2025

