

Daily Summary for Amman Stock Exchange

VALUE TRADED (JD)

	2020	2021	NET CHANGE	CHANGE (%)
Daily	-	6,218,627	-	-
Cumulative(1/4-6/4)	-	31,472,217	-	-
Cumulative(3/1-6/4)	284,365,212	557,045,693	272,680,481	95.89%

NO. OF SHARES TRADED

	2020	2021	NET CHANGE	CHANGE (%)
Daily	-	6,506,349	-	-
Cumulative(1/4-6/4)	-	28,493,468	-	-
Cumulative(3/1-6/4)	261,205,489	515,207,977	254,002,488	97.24%

NO. OF TRANSACTIONS

	2020	2021	NET CHANGE	CHANGE (%)
Daily	-	3,215	-	-
Cumulative(1/4-6/4)	-	14,232	-	-
Cumulative(3/1-6/4)	114,068	199,369	85,301	74.78%

SOME FINANCIAL RATIOS FOR THE ASE (6/4/2021)

SECTOR	P/E	P/BV	DIVIDEND YIELD (%)	TURNOVER (%)
FINANCIAL	29.558	0.727	3.911	0.095
SERVICES	-	1.148	2.035	0.079
INDUSTRY	21.178	1.689	0.874	0.180
OVERALL	30.907	0.904	2.808	0.102

STOCK PRICE INDEX WEIGHTED BY FREE FLOAT MARKET CAPITALIZATION (1999=1000)

	MONDAY 05/04/2021	TUESDAY 06/04/2021	% CHANGE	
			DAY BEFORE	YTD
GENERAL	1799.8	1794.6	-0.28%	8.29%
FINANCIAL	2258.9	2255.3	-0.16%	3.85%
SERVICES	1206.0	1196.9	-0.76%	4.26%
INDUSTRY	2798.7	2803.2	0.16%	32.24%

STOCK PRICE INDEX WEIGHTED BY FREE FLOAT MARKET CAPITALIZATION ASE20 (2014=1000)

	889.7	886.7	-0.34%	9.95%
--	-------	-------	--------	-------

STOCK PRICE INDEX WEIGHTED BY MARKET CAPITALIZATION (1991=1000)

	MONDAY 05/04/2021	TUESDAY 06/04/2021	% CHANGE	
			DAY BEFORE	YTD
GENERAL	3307.7	3288.6	-0.58%	7.84%
BANKS	5412.9	5385.2	-0.51%	-0.47%
INSURANCE	1265.4	1268.1	0.21%	-3.14%
SERVICES	724.4	724.2	-0.03%	2.84%
INDUSTRY	3680.8	3644.4	-0.99%	29.33%

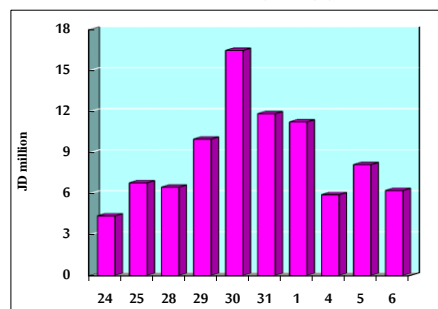
STOCK PRICE MARKET INDEX WEIGHTED BY FREE FLOAT MARKET CAP. (2012=1000)

	MONDAY 05/04/2021	TUESDAY 06/04/2021	% CHANGE	
			DAY BEFORE	YTD
FIRST MARKET	949.9	947.0	-0.30%	9.05%
SECOND MARKET	923.1	923.5	0.05%	5.99%

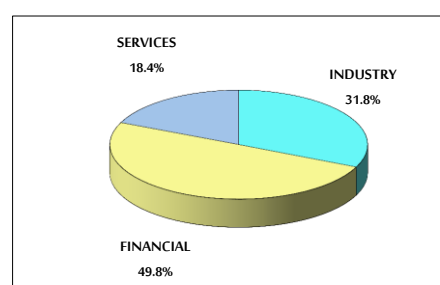
MARKET CAPITALIZATION (JD)

	13,844,942,404	13,776,606,880	-0.49%	6.73%
--	----------------	----------------	--------	-------

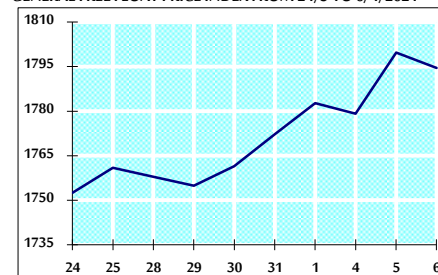
VALUE TRADED FROM 24/3 TO 6/4/2021



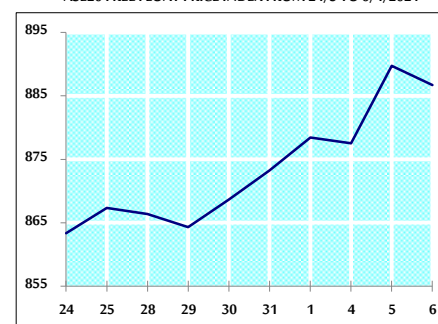
VALUE TRADED BY SECTOR TUESDAY 6/4/2021



GENERAL FREE FLOAT PRICE INDEX FROM 24/3 TO 6/4/2021



ASE20 FREE FLOAT PRICE INDEX FROM 24/3 TO 6/4/2021



GENERAL PRICE INDEX FROM 24/3 TO 6/4/2021

