

Daily Summary for Amman Stock Exchange

1- VALUE TRADED (JD)

	2018	2019	NET CHANGE	CHANGE (%)
Daily	4,495,678	4,243,744	-251,934	-5.60%
Cumulative(1/9-8/9)	22,874,613	32,234,801	9,360,188	40.92%
Cumulative(2/1-8/9)	1,101,099,508	958,029,176	-143,070,332	-12.99%

2- NO. OF SHARES TRADED

	2018	2019	NET CHANGE	CHANGE (%)
Daily	3,878,692	5,122,813	1,244,121	32.08%
Cumulative(1/9-8/9)	22,009,836	33,865,225	11,855,389	53.86%
Cumulative(2/1-8/9)	772,846,658	811,729,225	38,882,567	5.03%

3- NO. OF TRANSACTIONS

	2018	2019	NET CHANGE	CHANGE (%)
Daily	1,736	2,034	298	17.17%
Cumulative(1/9-8/9)	13,184	14,594	1,410	10.69%
Cumulative(2/1-8/9)	348,114	354,529	6,415	1.84%

4- SOME FINANCIAL RATIOS FOR THE ASE (8/9/2019)

SECTOR	P/E	P/BV	DIVIDEND YIELD (%)	TURNOVER (%)
FINANCIAL	10.864	0.972	5.920	0.075
SERVICES	16.236	1.132	5.399	0.059
INDUSTRY	19.713	1.327	3.994	0.109
OVERALL	11.691	1.072	5.703	0.076

5- STOCK PRICE INDEX WEIGHTED BY FREE FLOAT MARKET CAPITALIZATION (1999=1000)

	THURSDAY 05/09/2019	SUNDAY 08/09/2019	% CHANGE	
			DAY BEFORE	YTD
GENERAL	1801.4	1806.2	0.27%	-5.37%
FINANCIAL	2442.9	2444.2	0.06%	-7.86%
SERVICES	1277.8	1284.6	0.53%	0.38%
INDUSTRY	1819.5	1826.9	0.41%	-2.96%

6- STOCK PRICE INDEX WEIGHTED BY MARKET CAPITALIZATION (1991=1000)

	THURSDAY 05/09/2019	SUNDAY 08/09/2019	% CHANGE	
			DAY BEFORE	YTD
GENERAL	3500.1	3505.0	0.14%	-7.69%
BANKS	7165.2	7167.6	0.03%	-13.08%
INSURANCE	1326.9	1325.2	-0.13%	-3.73%
SERVICES	744.8	745.7	0.11%	-6.42%
INDUSTRY	2489.0	2499.7	0.43%	8.15%

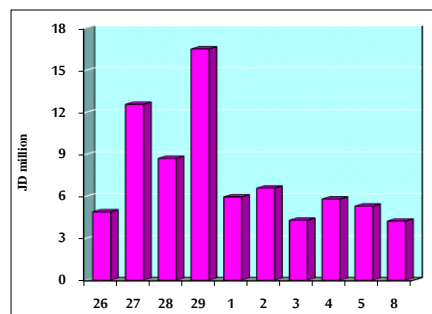
7- STOCK PRICE MARKET INDEX WEIGHTED BY FREE FLOAT MARKET CAP. (2012=1000)

	THURSDAY 05/09/2019	SUNDAY 08/09/2019	% CHANGE	
			DAY BEFORE	YTD
FIRST MARKET	947.5	950.7	0.34%	-5.99%
SECOND MARKET	839.6	838.1	-0.18%	0.78%

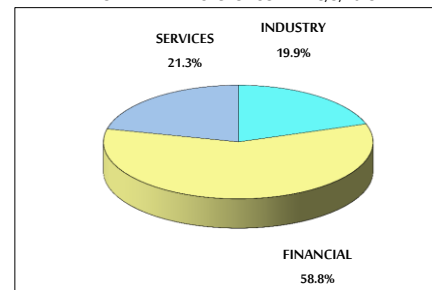
8- MARKET CAPITALIZATION (JD)

ASE MARKET CAPITALIZATION	14,890,711,445	14,909,095,817	0.12%	-7.53%
---------------------------	----------------	----------------	-------	--------

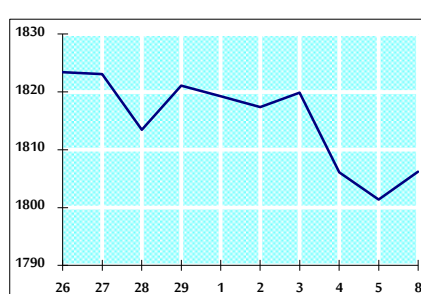
VALUE TRADED FROM 26/8 TO 8/9/2019



VALUE TRADED BY SECTOR SUNDAY 8/9/2019



GENERAL FREE FLOAT PRICE INDEX FROM 26/8 TO 8/9/2019



GENERAL PRICE INDEX FROM 26/8 TO 8/9/2019

