

## Daily Summary for Amman Stock Exchange

### 1- VALUE TRADED (JD)

	2018	2019	NET CHANGE	CHANGE (%)
Daily	2,895,913	5,309,085	2,413,172	83.33%
Cumulative(1/9-5/9)	18,378,935	27,991,057	9,612,122	52.30%
Cumulative(2/1-5/9)	1,096,603,830	953,785,432	-142,818,398	-13.02%

### 2- NO. OF SHARES TRADED

	2018	2019	NET CHANGE	CHANGE (%)
Daily	2,708,358	4,562,924	1,854,566	68.48%
Cumulative(1/9-5/9)	18,131,144	28,742,412	10,611,268	58.53%
Cumulative(2/1-5/9)	768,967,966	806,606,412	37,638,446	4.89%

### 3- NO. OF TRANSACTIONS

	2018	2019	NET CHANGE	CHANGE (%)
Daily	2,237	2,489	252	11.27%
Cumulative(1/9-5/9)	11,448	12,560	1,112	9.71%
Cumulative(2/1-5/9)	346,378	352,495	6,117	1.77%

### 4- SOME FINANCIAL RATIOS FOR THE ASE (5/9/2019)

SECTOR	P/E	P/BV	DIVIDEND YIELD (%)	TURNOVER (%)
FINANCIAL	10.864	0.972	5.921	0.064
SERVICES	16.180	1.128	5.418	0.062
INDUSTRY	19.653	1.323	4.006	0.092
OVERALL	11.675	1.071	5.710	0.068

### 5- STOCK PRICE INDEX WEIGHTED BY FREE FLOAT MARKET CAPITALIZATION (1999=1000)

	WEDNESDAY 04/09/2019	THURSDAY 05/09/2019	% CHANGE	
			DAY BEFORE	YTD
GENERAL	1806.1	1801.4	-0.26%	-5.63%
FINANCIAL	2455.0	2442.9	-0.49%	-7.91%
SERVICES	1284.9	1277.8	-0.55%	-0.15%
INDUSTRY	1797.7	1819.5	1.21%	-3.35%

### 6- STOCK PRICE INDEX WEIGHTED BY MARKET CAPITALIZATION (1991=1000)

	WEDNESDAY 04/09/2019	THURSDAY 05/09/2019	% CHANGE	
			DAY BEFORE	YTD
GENERAL	3502.5	3500.1	-0.07%	-7.82%
BANKS	7182.3	7165.2	-0.24%	-13.11%
INSURANCE	1329.2	1326.9	-0.17%	-3.60%
SERVICES	749.2	744.8	-0.59%	-6.53%
INDUSTRY	2472.5	2489.0	0.67%	7.68%

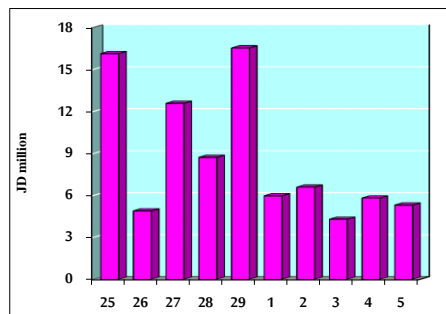
### 7- STOCK PRICE MARKET INDEX WEIGHTED BY FREE FLOAT MARKET CAP. (2012=1000)

	WEDNESDAY 04/09/2019	THURSDAY 05/09/2019	% CHANGE	
			DAY BEFORE	YTD
FIRST MARKET	949.8	947.5	-0.24%	-6.31%
SECOND MARKET	842.2	839.6	-0.31%	0.96%

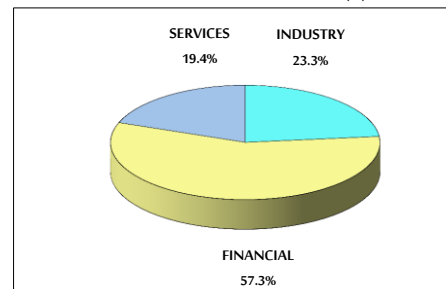
### 8- MARKET CAPITALIZATION (JD)

ASE MARKET CAPITALIZATION	14,900,178,648	14,890,711,445	-0.06%	-7.64%
---------------------------	----------------	----------------	--------	--------

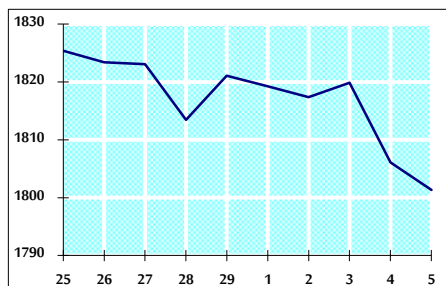
VALUE TRADED FROM 25/8 TO 5/9/2019



VALUE TRADED BY SECTOR THURSDAY 5/9/2019



GENERAL FREE FLOAT PRICE INDEX FROM 25/8 TO 5/9/2019



GENERAL PRICE INDEX FROM 25/8 TO 5/9/2019

