

## Daily Summary for Amman Stock Exchange

### 1- VALUE TRADED ( JD )

	2018	2019	NET CHANGE	CHANGE (%)
Daily	3,438,146	5,975,022	2,536,876	73.79%
Cumulative(1/9-1/9)	3,438,146	5,975,022	2,536,876	73.79%
Cumulative(2/1-1/9)	1,081,663,041	931,769,397	-149,893,644	-13.86%

### 2- NO. OF SHARES TRADED

	2018	2019	NET CHANGE	CHANGE (%)
Daily	3,110,575	6,832,119	3,721,544	119.64%
Cumulative(1/9-1/9)	3,110,575	6,832,119	3,721,544	119.64%
Cumulative(2/1-1/9)	753,947,397	784,696,119	30,748,722	4.08%

### 3- NO. OF TRANSACTIONS

	2018	2019	NET CHANGE	CHANGE (%)
Daily	1,902	2,191	289	15.19%
Cumulative(1/9-1/9)	1,902	2,191	289	15.19%
Cumulative(2/1-1/9)	336,832	342,126	5,294	1.57%

### 4- SOME FINANCIAL RATIOS FOR THE ASE (1/9/2019)

SECTOR	P/E	P/BV	DIVIDEND YIELD (%)	TURNOVER (%)
FINANCIAL	10.957	0.979	5.868	0.104
SERVICES	16.388	1.143	5.349	0.105
INDUSTRY	19.579	1.318	4.021	0.081
OVERALL	11.755	1.077	5.670	0.101

### 5- STOCK PRICE INDEX WEIGHTED BY FREE FLOAT MARKET CAPITALIZATION (1999=1000)

	THURSDAY 29/08/2019	SUNDAY 01/09/2019	% CHANGE	
			DAY BEFORE	YTD
GENERAL	1821.1	1819.3	-0.10%	-4.69%
FINANCIAL	2473.4	2470.0	-0.14%	-6.89%
SERVICES	1306.8	1304.7	-0.16%	1.95%
INDUSTRY	1786.9	1791.6	0.26%	-4.84%

### 6- STOCK PRICE INDEX WEIGHTED BY MARKET CAPITALIZATION (1991=1000)

	THURSDAY 29/08/2019	SUNDAY 01/09/2019	% CHANGE	
			DAY BEFORE	YTD
GENERAL	3535.7	3522.2	-0.38%	-7.24%
BANKS	7276.4	7227.3	-0.68%	-12.35%
INSURANCE	1332.6	1335.7	0.24%	-2.96%
SERVICES	753.8	749.7	-0.54%	-5.91%
INDUSTRY	2478.1	2489.0	0.44%	7.69%

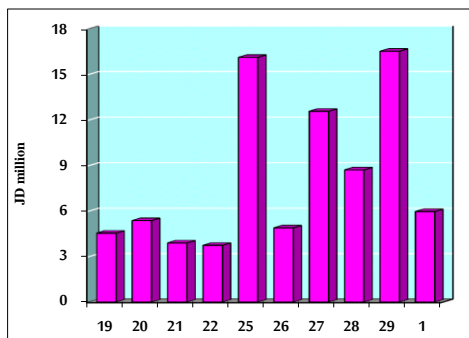
### 7- STOCK PRICE MARKET INDEX WEIGHTED BY FREE FLOAT MARKET CAP. (2012=1000)

	THURSDAY 29/08/2019	SUNDAY 01/09/2019	% CHANGE	
			DAY BEFORE	YTD
FIRST MARKET	959.4	958.1	-0.13%	-5.26%
SECOND MARKET	840.1	840.3	0.03%	1.05%

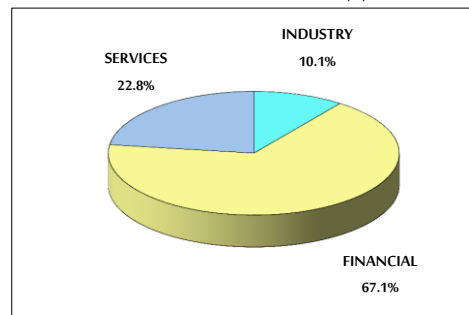
### 8- MARKET CAPITALIZATION (JD)

ASE MARKET CAPITALIZATION	15,030,870,041	14,979,729,264	-0.34%	-7.09%
---------------------------	----------------	----------------	--------	--------

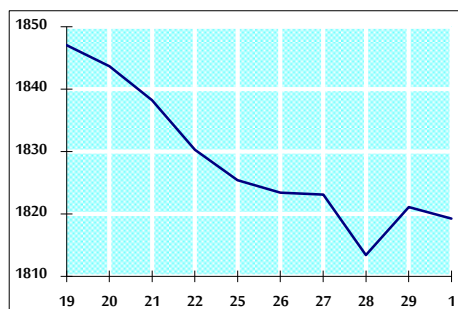
VALUE TRADED FROM 19/8 TO 1/9/2019



VALUE TRADED BY SECTOR SUNDAY 1/9/2019



GENERAL FREE FLOAT PRICE INDEX FROM 19/8 TO 1/9/2019



GENERAL PRICE INDEX FROM 19/8 TO 1/9/2019

