

Daily Summary for Amman Stock Exchange

1- VALUE TRADED (JD)

	2018	2019	NET CHANGE	CHANGE (%)
Daily	4,136,074	8,724,516	4,588,442	110.94%
Cumulative(1/8-28/8)	182,439,929	91,458,328	-90,981,601	-49.87%
Cumulative(2/1-28/8)	1,069,045,502	909,267,559	-159,777,943	-14.95%

2- NO. OF SHARES TRADED

	2018	2019	NET CHANGE	CHANGE (%)
Daily	3,536,176	7,006,463	3,470,287	98.14%
Cumulative(1/8-28/8)	66,276,670	74,391,556	8,114,886	12.24%
Cumulative(2/1-28/8)	742,874,704	763,178,294	20,303,590	2.73%

3- NO. OF TRANSACTIONS

	2018	2019	NET CHANGE	CHANGE (%)
Daily	2,116	2,652	536	25.33%
Cumulative(1/8-28/8)	26,002	32,823	6,821	26.23%
Cumulative(2/1-28/8)	331,459	337,296	5,837	1.76%

4- SOME FINANCIAL RATIOS FOR THE ASE (28/8/2019)

SECTOR	P/E	P/BV	DIVIDEND YIELD (%)	TURNOVER (%)
FINANCIAL	10.926	0.976	5.885	0.071
SERVICES	16.481	1.149	5.319	0.138
INDUSTRY	19.407	1.307	4.057	0.189
OVERALL	11.720	1.074	5.687	0.104

5- STOCK PRICE INDEX WEIGHTED BY FREE FLOAT MARKET CAPITALIZATION (1999=1000)

	TUESDAY 27/08/2019	WEDNESDAY 28/08/2019	% CHANGE	
			DAY BEFORE	YTD
GENERAL	1823.1	1813.4	-0.53%	-5.00%
FINANCIAL	2478.5	2459.1	-0.78%	-7.30%
SERVICES	1314.5	1311.2	-0.25%	2.45%
INDUSTRY	1770.4	1772.7	0.13%	-5.84%

6- STOCK PRICE INDEX WEIGHTED BY MARKET CAPITALIZATION (1991=1000)

	TUESDAY 27/08/2019	WEDNESDAY 28/08/2019	% CHANGE	
			DAY BEFORE	YTD
GENERAL	3552.2	3511.6	-1.14%	-7.52%
BANKS	7346.0	7205.9	-1.91%	-12.61%
INSURANCE	1329.6	1331.0	0.11%	-3.30%
SERVICES	751.6	754.1	0.34%	-5.36%
INDUSTRY	2469.8	2468.8	-0.04%	6.81%

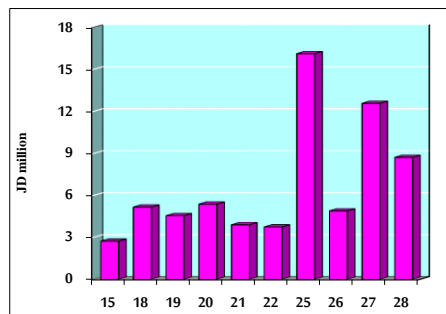
7- STOCK PRICE MARKET INDEX WEIGHTED BY FREE FLOAT MARKET CAP. (2012=1000)

	TUESDAY 27/08/2019	WEDNESDAY 28/08/2019	% CHANGE	
			DAY BEFORE	YTD
FIRST MARKET	961.8	955.2	-0.69%	-5.55%
SECOND MARKET	834.5	836.0	0.18%	0.53%

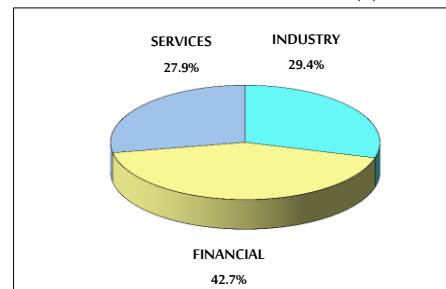
8- MARKET CAPITALIZATION (JD)

ASE MARKET CAPITALIZATION	15,097,091,518	14,937,858,537	-1.05%	-7.35%
---------------------------	----------------	----------------	--------	--------

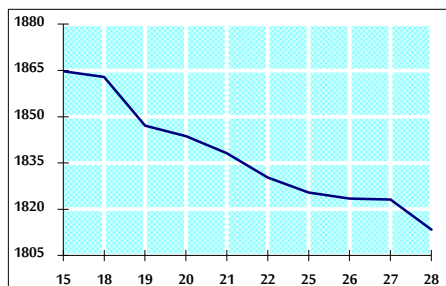
VALUE TRADED FROM 15/8 TO 28/8/2019



VALUE TRADED BY SECTOR WEDNESDAY 28/8/2019



GENERAL FREE FLOAT PRICE INDEX FROM 15/8 TO 28/8/2019



GENERAL PRICE INDEX FROM 15/8 TO 28/8/2019

