

Daily Summary for Amman Stock Exchange

1- VALUE TRADED (JD)

	2018	2019	NET CHANGE	CHANGE (%)
Daily	2,326,319	4,897,695	2,571,376	110.53%
Cumulative(1/8-26/8)	173,950,153	70,152,728	-103,797,425	-59.67%
Cumulative(2/1-26/8)	1,060,555,726	887,961,959	-172,593,767	-16.27%

2- NO. OF SHARES TRADED

	2018	2019	NET CHANGE	CHANGE (%)
Daily	1,905,229	4,744,809	2,839,580	149.04%
Cumulative(1/8-26/8)	58,361,081	58,778,533	417,452	0.72%
Cumulative(2/1-26/8)	734,959,115	747,565,271	12,606,156	1.72%

3- NO. OF TRANSACTIONS

	2018	2019	NET CHANGE	CHANGE (%)
Daily	1,269	2,182	913	71.95%
Cumulative(1/8-26/8)	21,954	27,634	5,680	25.87%
Cumulative(2/1-26/8)	327,411	332,107	4,696	1.43%

4- SOME FINANCIAL RATIOS FOR THE ASE (26/8/2019)

SECTOR	P/E	P/BV	DIVIDEND YIELD (%)	TURNOVER (%)
FINANCIAL	11.053	0.988	5.817	0.053
SERVICES	16.484	1.149	5.318	0.092
INDUSTRY	19.457	1.310	4.046	0.107
OVERALL	11.817	1.083	5.640	0.070

5- STOCK PRICE INDEX WEIGHTED BY FREE FLOAT MARKET CAPITALIZATION (1999=1000)

	SUNDAY 25/08/2019	MONDAY 26/08/2019	% CHANGE	
			DAY BEFORE	YTD
GENERAL	1825.4	1823.4	-0.11%	-4.47%
FINANCIAL	2487.9	2480.8	-0.29%	-6.48%
SERVICES	1309.1	1313.2	0.32%	2.61%
INDUSTRY	1772.6	1770.1	-0.14%	-5.98%

6- STOCK PRICE INDEX WEIGHTED BY MARKET CAPITALIZATION (1991=1000)

	SUNDAY 25/08/2019	MONDAY 26/08/2019	% CHANGE	
			DAY BEFORE	YTD
GENERAL	3548.3	3540.7	-0.21%	-6.75%
BANKS	7321.7	7299.7	-0.30%	-11.48%
INSURANCE	1333.8	1333.8	0.00%	-3.10%
SERVICES	755.0	753.2	-0.24%	-5.47%
INDUSTRY	2472.4	2473.1	0.03%	7.00%

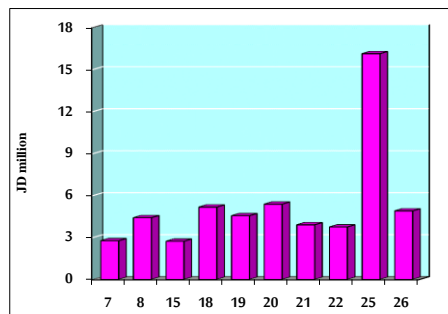
7- STOCK PRICE MARKET INDEX WEIGHTED BY FREE FLOAT MARKET CAP. (2012=1000)

	SUNDAY 25/08/2019	MONDAY 26/08/2019	% CHANGE	
			DAY BEFORE	YTD
FIRST MARKET	962.6	962.1	-0.05%	-4.86%
SECOND MARKET	839.1	835.2	-0.46%	0.44%

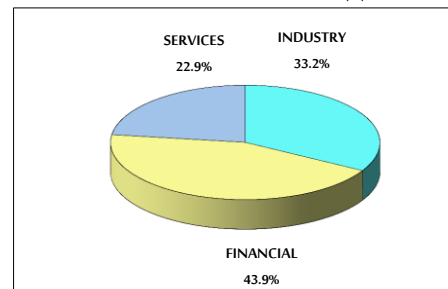
8- MARKET CAPITALIZATION (JD)

ASE MARKET CAPITALIZATION	15,084,458,800	15,054,280,080	-0.20%	-6.63%
---------------------------	----------------	----------------	--------	--------

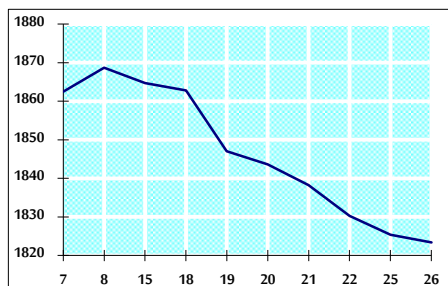
VALUE TRADED FROM 7/8 TO 26/8/2019



VALUE TRADED BY SECTOR MONDAY 26/8/2019



GENERAL FREE FLOAT PRICE INDEX FROM 7/8 TO 26/8/2019



GENERAL PRICE INDEX FROM 7/8 TO 26/8/2019

