

Daily Summary for Amman Stock Exchange

1- VALUE TRADED (JD)

	2018	2019	NET CHANGE	CHANGE (%)
Daily	2,565,711	16,126,373	13,560,662	528.53%
Cumulative(1/8-25/8)	171,623,834	65,255,033	-106,368,801	-61.98%
Cumulative(2/1-25/8)	1,058,229,407	883,064,264	-175,165,143	-16.55%

2- NO. OF SHARES TRADED

	2018	2019	NET CHANGE	CHANGE (%)
Daily	2,733,204	8,470,948	5,737,744	209.93%
Cumulative(1/8-25/8)	56,455,852	54,033,724	-2,422,128	-4.29%
Cumulative(2/1-25/8)	733,053,886	742,820,462	9,766,576	1.33%

3- NO. OF TRANSACTIONS

	2018	2019	NET CHANGE	CHANGE (%)
Daily	1,559	2,273	714	45.80%
Cumulative(1/8-25/8)	20,685	25,452	4,767	23.05%
Cumulative(2/1-25/8)	326,142	329,925	3,783	1.16%

4- SOME FINANCIAL RATIOS FOR THE ASE (25/8/2019)

SECTOR	P/E	P/BV	DIVIDEND YIELD (%)	TURNOVER (%)
FINANCIAL	11.089	0.991	5.798	0.132
SERVICES	16.471	1.148	5.322	0.117
INDUSTRY	19.464	1.311	4.045	0.108
OVERALL	11.842	1.085	5.628	0.125

5- STOCK PRICE INDEX WEIGHTED BY FREE FLOAT MARKET CAPITALIZATION (1999=1000)

	THURSDAY 22/08/2019	SUNDAY 25/08/2019	% CHANGE	
			DAY BEFORE	YTD
GENERAL	1830.3	1825.4	-0.27%	-4.37%
FINANCIAL	2494.8	2487.9	-0.28%	-6.21%
SERVICES	1315.3	1309.1	-0.47%	2.29%
INDUSTRY	1774.9	1772.6	-0.13%	-5.85%

6- STOCK PRICE INDEX WEIGHTED BY MARKET CAPITALIZATION (1991=1000)

	THURSDAY 22/08/2019	SUNDAY 25/08/2019	% CHANGE	
			DAY BEFORE	YTD
GENERAL	3558.7	3548.3	-0.29%	-6.55%
BANKS	7342.3	7321.7	-0.28%	-11.21%
INSURANCE	1333.0	1333.8	0.06%	-3.10%
SERVICES	757.4	755.0	-0.32%	-5.25%
INDUSTRY	2480.1	2472.4	-0.31%	6.97%

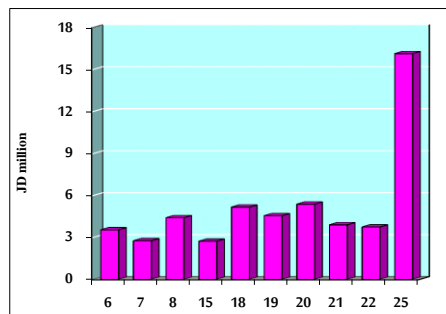
7- STOCK PRICE MARKET INDEX WEIGHTED BY FREE FLOAT MARKET CAP. (2012=1000)

	THURSDAY 22/08/2019	SUNDAY 25/08/2019	% CHANGE	
			DAY BEFORE	YTD
FIRST MARKET	965.5	962.6	-0.30%	-4.82%
SECOND MARKET	840.8	839.1	-0.21%	0.90%

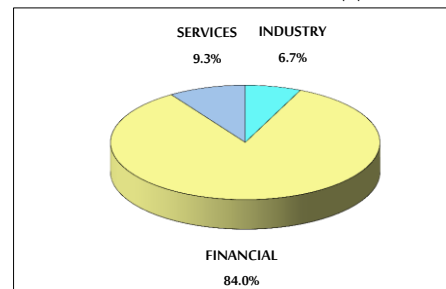
8- MARKET CAPITALIZATION (JD)

ASE MARKET CAPITALIZATION	15,128,654,148	15,084,458,800	-0.29%	-6.44%
---------------------------	----------------	----------------	--------	--------

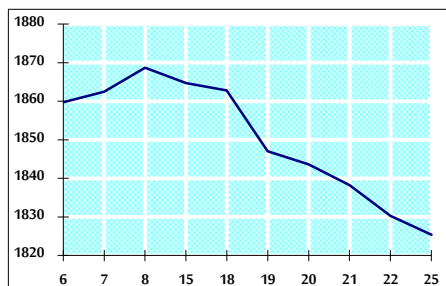
VALUE TRADED FROM 6/8 TO 25/8/2019



VALUE TRADED BY SECTOR SUNDAY 25/8/2019



GENERAL FREE FLOAT PRICE INDEX FROM 6/8 TO 25/8/2019



GENERAL PRICE INDEX FROM 6/8 TO 25/8/2019

