

## Daily Summary for Amman Stock Exchange

### 1- VALUE TRADED ( JD )

	2018	2019	NET CHANGE	CHANGE (%)
Daily	12,528,220	3,903,826	-8,624,394	-68.84%
Cumulative(1/8-21/8)	162,636,853	45,381,752	-117,255,101	-72.10%
Cumulative(2/1-21/8)	1,049,242,426	863,190,983	-186,051,443	-17.73%

### 2- NO. OF SHARES TRADED

	2018	2019	NET CHANGE	CHANGE (%)
Daily	3,469,711	2,976,748	-492,963	-14.21%
Cumulative(1/8-21/8)	50,084,340	42,307,673	-7,776,667	-15.53%
Cumulative(2/1-21/8)	726,682,374	731,094,411	4,412,037	0.61%

### 3- NO. OF TRANSACTIONS

	2018	2019	NET CHANGE	CHANGE (%)
Daily	1,871	1,761	-110	-5.88%
Cumulative(1/8-21/8)	17,641	21,063	3,422	19.40%
Cumulative(2/1-21/8)	323,098	325,536	2,438	0.75%

### 4- SOME FINANCIAL RATIOS FOR THE ASE (21/8/2019)

SECTOR	P/E	P/BV	DIVIDEND YIELD (%)	TURNOVER (%)
FINANCIAL	11.185	1.000	5.748	0.043
SERVICES	16.545	1.153	5.298	0.028
INDUSTRY	19.435	1.309	4.051	0.074
OVERALL	11.915	1.092	5.594	0.044

### 5- STOCK PRICE INDEX WEIGHTED BY FREE FLOAT MARKET CAPITALIZATION (1999=1000)

	TUESDAY 20/08/2019	WEDNESDAY 21/08/2019	% CHANGE	
			DAY BEFORE	YTD
GENERAL	1843.7	1838.2	-0.30%	-3.70%
FINANCIAL	2521.2	2510.2	-0.44%	-5.37%
SERVICES	1317.5	1317.8	0.02%	2.97%
INDUSTRY	1770.8	1769.8	-0.06%	-6.00%

### 6- STOCK PRICE INDEX WEIGHTED BY MARKET CAPITALIZATION (1991=1000)

	TUESDAY 20/08/2019	WEDNESDAY 21/08/2019	% CHANGE	
			DAY BEFORE	YTD
GENERAL	3577.5	3570.0	-0.21%	-5.98%
BANKS	7410.1	7389.1	-0.28%	-10.39%
INSURANCE	1338.5	1336.9	-0.12%	-2.88%
SERVICES	759.8	757.6	-0.30%	-4.93%
INDUSTRY	2471.4	2472.3	0.04%	6.96%

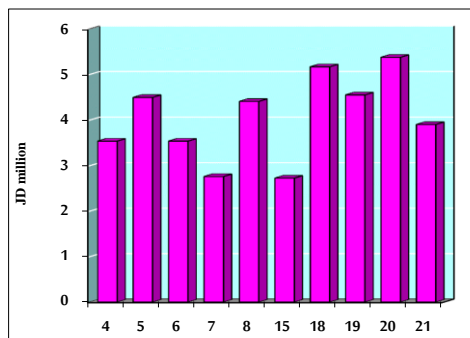
### 7- STOCK PRICE MARKET INDEX WEIGHTED BY FREE FLOAT MARKET CAP. (2012=1000)

	TUESDAY 20/08/2019	WEDNESDAY 21/08/2019	% CHANGE	
			DAY BEFORE	YTD
FIRST MARKET	972.1	970.4	-0.18%	-4.05%
SECOND MARKET	848.6	840.3	-0.97%	1.05%

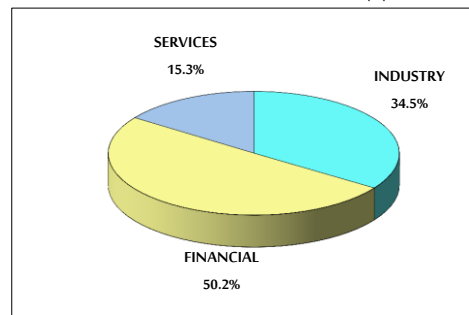
### 8- MARKET CAPITALIZATION (JD)

ASE MARKET CAPITALIZATION	15,201,153,128	15,171,997,018	-0.19%	-5.90%
---------------------------	----------------	----------------	--------	--------

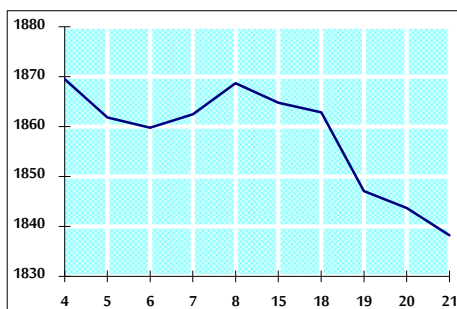
VALUE TRADED FROM 4/8 TO 21/8/2019



VALUE TRADED BY SECTOR WEDNESDAY 21/8/2019



GENERAL FREE FLOAT PRICE INDEX FROM 4/8 TO 21/8/2019



GENERAL PRICE INDEX FROM 4/8 TO 21/8/2019

