

Daily Summary for Amman Stock Exchange

1- VALUE TRADED (JD)

	2018	2019	NET CHANGE	CHANGE (%)
Daily	18,465,498	5,377,678	-13,087,820	-70.88%
Cumulative(1/8-20/8)	150,108,633	41,477,926	-108,630,707	-72.37%
Cumulative(2/1-20/8)	1,036,714,206	859,287,157	-177,427,049	-17.11%

2- NO. OF SHARES TRADED

	2018	2019	NET CHANGE	CHANGE (%)
Daily	4,889,185	4,749,385	-139,800	-2.86%
Cumulative(1/8-20/8)	46,614,629	39,330,925	-7,283,704	-15.63%
Cumulative(2/1-20/8)	723,212,663	728,117,663	4,905,000	0.68%

3- NO. OF TRANSACTIONS

	2018	2019	NET CHANGE	CHANGE (%)
Daily	1,611	2,193	582	36.13%
Cumulative(1/8-20/8)	15,770	19,302	3,532	22.40%
Cumulative(2/1-20/8)	321,227	323,775	2,548	0.79%

4- SOME FINANCIAL RATIOS FOR THE ASE (20/8/2019)

SECTOR	P/E	P/BV	DIVIDEND YIELD (%)	TURNOVER (%)
FINANCIAL	11.218	1.002	5.731	0.083
SERVICES	16.561	1.155	5.293	0.035
INDUSTRY	19.428	1.308	4.052	0.071
OVERALL	11.940	1.094	5.582	0.070

5- STOCK PRICE INDEX WEIGHTED BY FREE FLOAT MARKET CAPITALIZATION (1999=1000)

	MONDAY 19/08/2019	TUESDAY 20/08/2019	% CHANGE	
			DAY BEFORE	YTD
GENERAL	1847.1	1843.7	-0.18%	-3.41%
FINANCIAL	2521.9	2521.2	-0.03%	-4.96%
SERVICES	1321.3	1317.5	-0.28%	2.95%
INDUSTRY	1776.8	1770.8	-0.34%	-5.94%

6- STOCK PRICE INDEX WEIGHTED BY MARKET CAPITALIZATION (1991=1000)

	MONDAY 19/08/2019	TUESDAY 20/08/2019	% CHANGE	
			DAY BEFORE	YTD
GENERAL	3589.2	3577.5	-0.33%	-5.78%
BANKS	7418.8	7410.1	-0.12%	-10.14%
INSURANCE	1337.6	1338.5	0.06%	-2.76%
SERVICES	763.1	759.8	-0.44%	-4.64%
INDUSTRY	2491.6	2471.4	-0.81%	6.92%

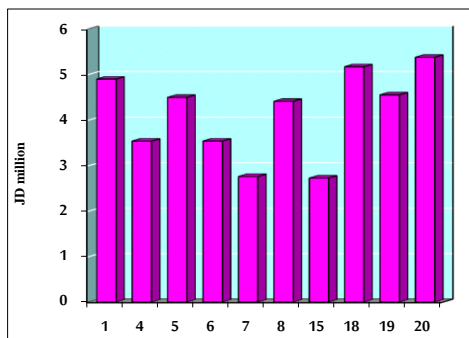
7- STOCK PRICE MARKET INDEX WEIGHTED BY FREE FLOAT MARKET CAP. (2012=1000)

	MONDAY 19/08/2019	TUESDAY 20/08/2019	% CHANGE	
			DAY BEFORE	YTD
FIRST MARKET	973.1	972.1	-0.10%	-3.87%
SECOND MARKET	853.5	848.6	-0.58%	2.04%

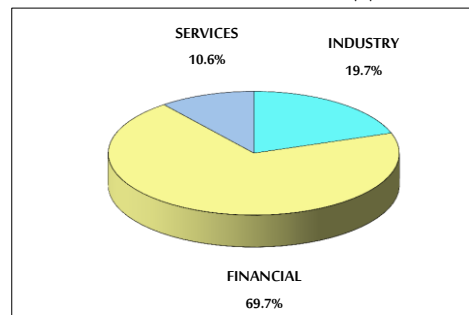
8- MARKET CAPITALIZATION (JD)

ASE MARKET CAPITALIZATION	15,244,510,776	15,201,153,128	-0.28%	-5.72%
---------------------------	----------------	----------------	--------	--------

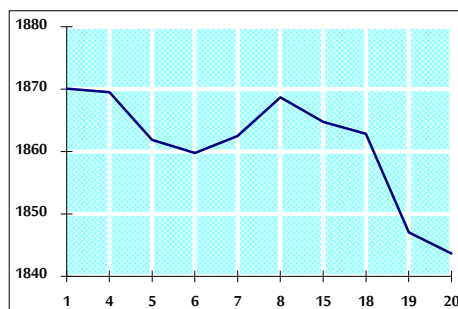
VALUE TRADED FROM 1/8 TO 20/8/2019



VALUE TRADED BY SECTOR TUESDAY 20/8/2019



GENERAL FREE FLOAT PRICE INDEX FROM 1/8 TO 20/8/2019



GENERAL PRICE INDEX FROM 1/8 TO 20/8/2019

