

Daily Summary for Amman Stock Exchange

1- VALUE TRADED (JD)

	2018	2019	NET CHANGE	CHANGE (%)
Daily	7,636,942	4,553,517	-3,083,425	-40.38%
Cumulative(1/8-19/8)	131,643,135	36,100,248	-95,542,887	-72.58%
Cumulative(2/1-19/8)	1,018,248,708	853,909,479	-164,339,229	-16.14%

2- NO. OF SHARES TRADED

	2018	2019	NET CHANGE	CHANGE (%)
Daily	3,210,964	4,078,199	867,235	27.01%
Cumulative(1/8-19/8)	41,725,444	34,581,540	-7,143,904	-17.12%
Cumulative(2/1-19/8)	718,323,478	723,368,278	5,044,800	0.70%

3- NO. OF TRANSACTIONS

	2018	2019	NET CHANGE	CHANGE (%)
Daily	1,486	1,833	347	23.35%
Cumulative(1/8-19/8)	14,159	17,109	2,950	20.83%
Cumulative(2/1-19/8)	319,616	321,582	1,966	0.62%

4- SOME FINANCIAL RATIOS FOR THE ASE (19/8/2019)

SECTOR	P/E	P/BV	DIVIDEND YIELD (%)	TURNOVER (%)
FINANCIAL	11.231	1.004	5.725	0.070
SERVICES	16.619	1.159	5.275	0.026
INDUSTRY	19.577	1.318	4.022	0.075
OVERALL	11.979	1.097	5.564	0.060

5- STOCK PRICE INDEX WEIGHTED BY FREE FLOAT MARKET CAPITALIZATION (1999=1000)

	SUNDAY 18/08/2019	MONDAY 19/08/2019	% CHANGE	
			DAY BEFORE	YTD
GENERAL	1862.8	1847.1	-0.85%	-3.23%
FINANCIAL	2532.4	2521.9	-0.42%	-4.93%
SERVICES	1325.2	1321.3	-0.29%	3.24%
INDUSTRY	1822.4	1776.8	-2.50%	-5.63%

6- STOCK PRICE INDEX WEIGHTED BY MARKET CAPITALIZATION (1991=1000)

	SUNDAY 18/08/2019	MONDAY 19/08/2019	% CHANGE	
			DAY BEFORE	YTD
GENERAL	3606.6	3589.2	-0.48%	-5.48%
BANKS	7436.5	7418.8	-0.24%	-10.03%
INSURANCE	1333.9	1337.6	0.28%	-2.82%
SERVICES	762.6	763.1	0.07%	-4.23%
INDUSTRY	2528.3	2491.6	-1.45%	7.80%

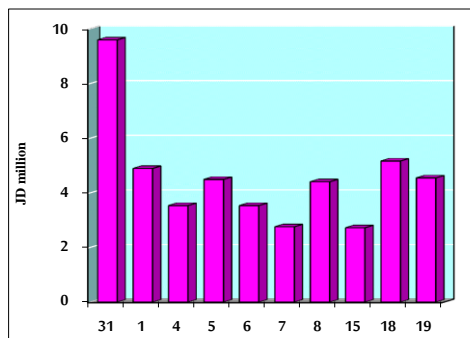
7- STOCK PRICE MARKET INDEX WEIGHTED BY FREE FLOAT MARKET CAP. (2012=1000)

	SUNDAY 18/08/2019	MONDAY 19/08/2019	% CHANGE	
			DAY BEFORE	YTD
FIRST MARKET	982.2	973.1	-0.93%	-3.78%
SECOND MARKET	855.2	853.5	-0.21%	2.63%

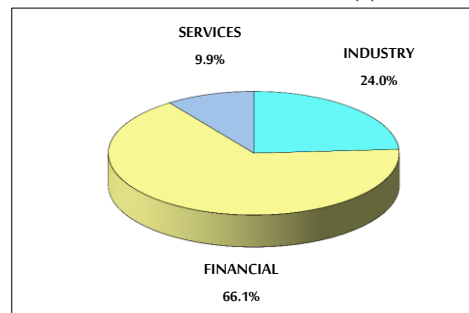
8- MARKET CAPITALIZATION (JD)

ASE MARKET CAPITALIZATION	15,309,500,550	15,244,510,776	-0.42%	-5.45%
---------------------------	----------------	----------------	--------	--------

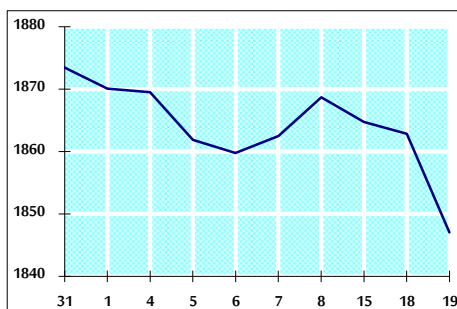
VALUE TRADED FROM 31/7 TO 19/8/2019



VALUE TRADED BY SECTOR MONDAY 19/8/2019



GENERAL FREE FLOAT PRICE INDEX FROM 31/7 TO 19/8/2019



GENERAL PRICE INDEX FROM 31/7 TO 19/8/2019

