

## Daily Summary for Amman Stock Exchange

### 1- VALUE TRADED ( JD )

	2018	2019	NET CHANGE	CHANGE (%)
Daily	2,653,135	5,170,217	2,517,082	94.87%
Cumulative(1/8-18/8)	124,006,193	31,546,731	-92,459,462	-74.56%
Cumulative(2/1-18/8)	1,010,611,766	849,355,962	-161,255,804	-15.96%

### 2- NO. OF SHARES TRADED

	2018	2019	NET CHANGE	CHANGE (%)
Daily	2,680,252	5,074,015	2,393,763	89.31%
Cumulative(1/8-18/8)	38,514,480	30,503,341	-8,011,139	-20.80%
Cumulative(2/1-18/8)	715,112,514	719,290,079	4,177,565	0.58%

### 3- NO. OF TRANSACTIONS

	2018	2019	NET CHANGE	CHANGE (%)
Daily	1,400	1,741	341	24.36%
Cumulative(1/8-18/8)	12,673	15,276	2,603	20.54%
Cumulative(2/1-18/8)	318,130	319,749	1,619	0.51%

### 4- SOME FINANCIAL RATIOS FOR THE ASE (18/8/2019)

SECTOR	P/E	P/BV	DIVIDEND YIELD (%)	TURNOVER (%)
FINANCIAL	11.254	1.006	5.713	0.087
SERVICES	16.632	1.160	5.271	0.066
INDUSTRY	19.840	1.336	3.968	0.035
OVERALL	12.037	1.103	5.537	0.075

### 5- STOCK PRICE INDEX WEIGHTED BY FREE FLOAT MARKET CAPITALIZATION (1999=1000)

	THURSDAY 15/08/2019	SUNDAY 18/08/2019	% CHANGE	
			DAY BEFORE	YTD
GENERAL	1864.8	1862.8	-0.10%	-2.41%
FINANCIAL	2533.0	2532.4	-0.02%	-4.53%
SERVICES	1321.2	1325.2	0.30%	3.54%
INDUSTRY	1832.4	1822.4	-0.55%	-3.20%

### 6- STOCK PRICE INDEX WEIGHTED BY MARKET CAPITALIZATION (1991=1000)

	THURSDAY 15/08/2019	SUNDAY 18/08/2019	% CHANGE	
			DAY BEFORE	YTD
GENERAL	3619.2	3606.6	-0.35%	-5.02%
BANKS	7440.7	7436.5	-0.06%	-9.82%
INSURANCE	1332.6	1333.9	0.09%	-3.10%
SERVICES	764.5	762.6	-0.25%	-4.29%
INDUSTRY	2557.7	2528.3	-1.15%	9.38%

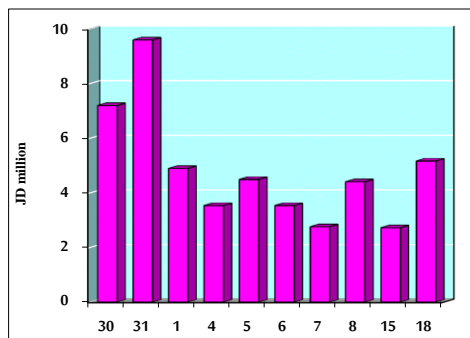
### 7- STOCK PRICE MARKET INDEX WEIGHTED BY FREE FLOAT MARKET CAP. (2012=1000)

	THURSDAY 15/08/2019	SUNDAY 18/08/2019	% CHANGE	
			DAY BEFORE	YTD
FIRST MARKET	983.6	982.2	-0.13%	-2.87%
SECOND MARKET	854.9	855.2	0.04%	2.84%

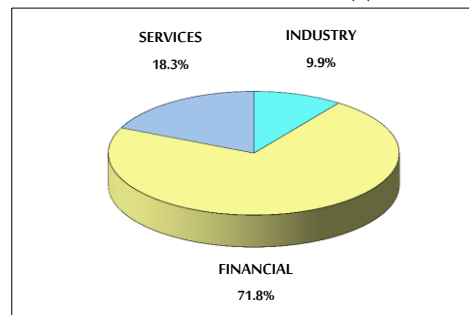
### 8- MARKET CAPITALIZATION (JD)

ASE MARKET CAPITALIZATION	15,353,529,681	15,309,500,550	-0.29%	-5.04%
---------------------------	----------------	----------------	--------	--------

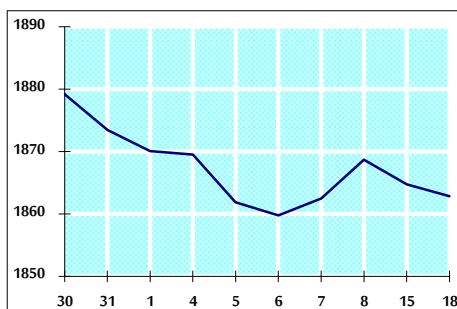
VALUE TRADED FROM 30/7 TO 18/8/2019



VALUE TRADED BY SECTOR SUNDAY 18/8/2019



GENERAL FREE FLOAT PRICE INDEX FROM 30/7 TO 18/8/2019



GENERAL PRICE INDEX FROM 30/7 TO 18/8/2019

