

Daily Summary for Amman Stock Exchange

1- VALUE TRADED (JD)

	2018	2019	NET CHANGE	CHANGE (%)
Daily	4,721,059	5,042,166	321,107	6.80%
Cumulative(1/7-28/7)	89,442,524	124,194,892	34,752,368	38.85%
Cumulative(2/1-28/7)	870,529,699	792,260,601	-78,269,098	-8.99%

2- NO. OF SHARES TRADED

	2018	2019	NET CHANGE	CHANGE (%)
Daily	3,605,270	4,048,380	443,110	12.29%
Cumulative(1/7-28/7)	59,763,744	113,698,596	53,934,852	90.25%
Cumulative(2/1-28/7)	663,752,868	647,953,272	-15,799,596	-2.38%

3- NO. OF TRANSACTIONS

	2018	2019	NET CHANGE	CHANGE (%)
Daily	1,225	2,002	777	63.43%
Cumulative(1/7-28/7)	26,114	53,644	27,530	105.42%
Cumulative(2/1-28/7)	300,168	297,079	-3,089	-1.03%

4- SOME FINANCIAL RATIOS FOR THE ASE (28/7/2019)

SECTOR	P/E	P/BV	DIVIDEND YIELD (%)	TURNOVER (%)
FINANCIAL	11.311	1.011	5.684	0.059
SERVICES	16.693	1.164	5.251	0.042
INDUSTRY	20.212	1.361	3.895	0.095
OVERALL	12.151	1.113	5.485	0.060

5- STOCK PRICE INDEX WEIGHTED BY FREE FLOAT MARKET CAPITALIZATION (1999=1000)

	THURSDAY 25/07/2019	SUNDAY 28/07/2019	% CHANGE	
			DAY BEFORE	YTD
GENERAL	1880.4	1877.5	-0.15%	-1.64%
FINANCIAL	2544.8	2534.7	-0.40%	-4.45%
SERVICES	1330.0	1336.4	0.48%	4.42%
INDUSTRY	1872.9	1870.6	-0.13%	-0.64%

6- STOCK PRICE INDEX WEIGHTED BY MARKET CAPITALIZATION (1991=1000)

	THURSDAY 25/07/2019	SUNDAY 28/07/2019	% CHANGE	
			DAY BEFORE	YTD
GENERAL	3645.5	3640.9	-0.13%	-4.11%
BANKS	7499.1	7483.4	-0.21%	-9.25%
INSURANCE	1312.6	1313.4	0.06%	-4.58%
SERVICES	770.5	767.7	-0.36%	-3.65%
INDUSTRY	2572.0	2577.6	0.22%	11.52%

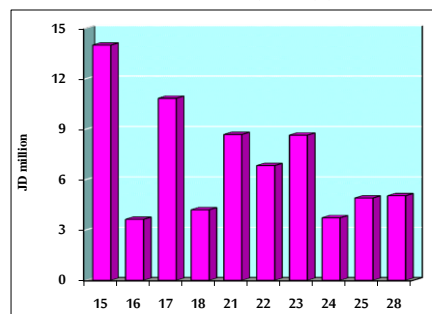
7- STOCK PRICE MARKET INDEX WEIGHTED BY FREE FLOAT MARKET CAP. (2012=1000)

	THURSDAY 25/07/2019	SUNDAY 28/07/2019	% CHANGE	
			DAY BEFORE	YTD
FIRST MARKET	988.2	987.4	-0.08%	-2.37%
SECOND MARKET	884.5	878.0	-0.74%	5.57%

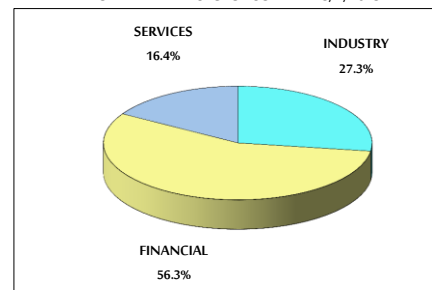
8- MARKET CAPITALIZATION (JD)

ASE MARKET CAPITALIZATION	15,450,206,404	15,431,927,141	-0.12%	-4.28%
---------------------------	----------------	----------------	--------	--------

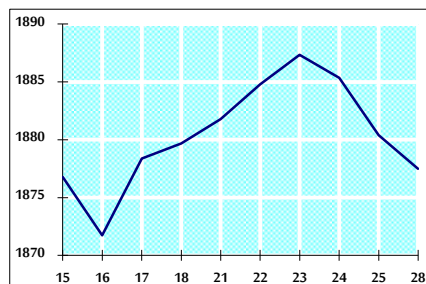
VALUE TRADED FROM 15/7 TO 28/7/2019



VALUE TRADED BY SECTOR SUNDAY 28/7/2019



GENERAL FREE FLOAT PRICE INDEX FROM 15/7 TO 28/7/2019



GENERAL PRICE INDEX FROM 15/7 TO 28/7/2019

