

Daily Summary for Amman Stock Exchange

VALUE TRADED (JD)

	2023	2024	NET CHANGE	CHANGE (%)
Daily	3,985,380	2,949,386	-1,035,994	-25.99%
Cumulative (3/3-25/3)	127,756,412	64,451,150	-63,305,262	-49.55%
Cumulative (2/1-25/3)	501,831,048	270,031,358	-231,799,690	-46.19%

NO. OF SHARES TRADED

	2023	2024	NET CHANGE	CHANGE (%)
Daily	2,411,202	2,519,265	108,063	4.48%
Cumulative (3/3-25/3)	87,520,938	49,611,892	-37,909,046	-43.31%
Cumulative (2/1-25/3)	312,465,152	220,062,939	-92,402,213	-29.57%

NO. OF TRANSACTIONS

	2023	2024	NET CHANGE	CHANGE (%)
Daily	1,882	1,842	-40	-2.13%
Cumulative (3/3-25/3)	48,435	34,426	-14,009	-28.92%
Cumulative (2/1-25/3)	201,850	142,122	-59,728	-29.59%

SOME FINANCIAL RATIOS FOR THE ASE (25/3/2024)

SECTOR	P/E	P/BV	DIVIDEND YIELD (%)	TURNOVER (%)
FINANCIAL	9.146	0.785	5.763	0.042
SERVICES	11.649	1.352	6.167	0.030
INDUSTRY	7.276	1.541	7.442	0.050
OVERALL	8.267	1.009	6.696	0.040

STOCK PRICE INDEX WEIGHTED BY FREE FLOAT MARKET CAPITALIZATION (1999=1000)

	SUNDAY 24/03/2024	MONDAY 25/03/2024	% CHANGE	
			DAY BEFORE	YTD
GENERAL	2483.9	2473.5	-0.42%	1.74%
FINANCIAL	2728.3	2711.1	-0.63%	-0.66%
SERVICES	1738.4	1736.4	-0.11%	5.62%
INDUSTRY	4812.1	4812.5	0.01%	1.99%

STOCK PRICE INDEX WEIGHTED BY FREE FLOAT MARKET CAPITALIZATION ASE20 (2014=1000)

	1342.7	1336.8	-0.44%	2.14%
--	--------	--------	--------	-------

Total Return Index ASETR (2021=1074)

	1537.6	1530.8	-0.44%	2.85%
--	--------	--------	--------	-------

STOCK PRICE INDEX WEIGHTED BY MARKET CAPITALIZATION (1991=1000)

	SUNDAY 24/03/2024	MONDAY 25/03/2024	% CHANGE	
			DAY BEFORE	YTD
GENERAL	4510.0	4494.9	-0.34%	1.78%
BANKS	6810.4	6760.0	-0.74%	0.36%
INSURANCE	1302.5	1309.0	0.49%	1.87%
SERVICES	899.3	896.8	-0.28%	2.07%
INDUSTRY	5903.1	5914.7	0.20%	3.65%

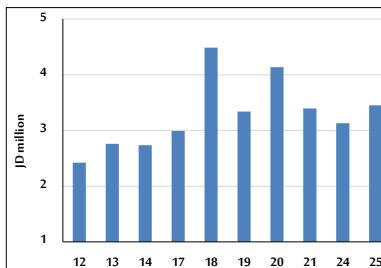
STOCK PRICE MARKET INDEX WEIGHTED BY FREE FLOAT MARKET CAP. (2012=1000)

	SUNDAY 24/03/2024	MONDAY 25/03/2024	% CHANGE	
			DAY BEFORE	YTD
FIRST MARKET	1393.4	1387.4	-0.43%	2.09%
SECOND MARKET	833.9	831.0	-0.35%	-3.85%

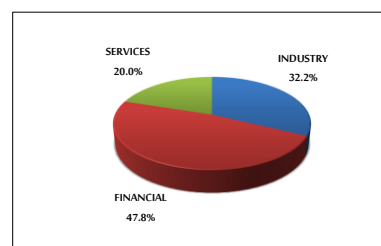
MARKET CAPITALIZATION (JD)

	17,204,789,091	17,150,677,274	-0.31%	1.25%
--	----------------	----------------	--------	-------

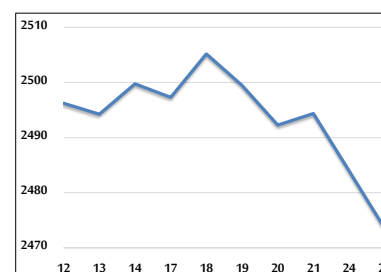
VALUE TRADED FROM 12/3 TO 25/3/2024



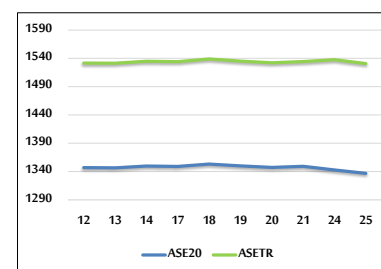
VALUE TRADED BY SECTOR MONDAY 25/3/2024



GENERAL FREE FLOAT PRICE INDEX FROM 12/3 TO 25/3/2024



ASE20 and ASETR FREE FLOAT PRICE INDEX FROM 12/3 TO 25/3/2024



STOCK PRICE INDEX FROM 12/3 TO 25/3/2024

