

Daily Summary for Amman Stock Exchange

VALUE TRADED (JD)

	2021	2022	NET CHANGE	CHANGE (%)
Daily	20,645,568	5,519,538	-15,126,030	-73.27%
Cumulative (2/1-5/1)	42,356,334	21,896,541	-20,459,793	-48.30%
Cumulative (2/1-5/1)	42,356,334	21,896,541	-20,459,793	-48.30%

NO. OF SHARES TRADED

	2021	2022	NET CHANGE	CHANGE (%)
Daily	31,660,011	5,197,257	-26,462,754	-83.58%
Cumulative (2/1-5/1)	55,036,777	18,303,159	-36,733,618	-66.74%
Cumulative (2/1-5/1)	55,036,777	18,303,159	-36,733,618	-66.74%

NO. OF TRANSACTIONS

	2021	2022	NET CHANGE	CHANGE (%)
Daily	3,676	2,895	-781	-21.25%
Cumulative (2/1-5/1)	12,155	10,876	-1,279	-10.52%
Cumulative (2/1-5/1)	12,155	10,876	-1,279	-10.52%

SOME FINANCIAL RATIOS FOR THE ASE (5/1/2022)

SECTOR	P/E	P/BV	DIVIDEND YIELD (%)	TURNOVER (%)
FINANCIAL	35.143	0.872	3.260	0.065
SERVICES	-	1.282	2.231	0.141
INDUSTRY	28.558	2.140	2.623	0.086
OVERALL	37.382	1.125	2.930	0.083

STOCK PRICE INDEX WEIGHTED BY FREE FLOAT MARKET CAPITALIZATION (1999=1000)

	TUESDAY 04/01/2022	WEDNESDAY 05/01/2022	% CHANGE	
			DAY BEFORE	YTD
GENERAL	2130.9	2145.5	0.69%	1.27%
FINANCIAL	2620.1	2637.4	0.66%	1.27%
SERVICES	1335.3	1346.6	0.85%	1.45%
INDUSTRY	3681.3	3685.8	0.12%	0.54%

STOCK PRICE INDEX WEIGHTED BY FREE FLOAT MARKET CAPITALIZATION ASE20 (2014=1000)

	1082.6	1091.4	0.81%	1.58%
--	--------	--------	-------	-------

STOCK PRICE INDEX WEIGHTED BY MARKET CAPITALIZATION (1991=1000)

	TUESDAY 04/01/2022	WEDNESDAY 05/01/2022	% CHANGE	
			DAY BEFORE	YTD
GENERAL	4029.1	4046.4	0.43%	1.03%
BANKS	6602.9	6628.1	0.38%	0.94%
INSURANCE	1352.0	1364.9	0.95%	2.75%
SERVICES	791.3	794.2	0.36%	1.51%
INDUSTRY	4716.9	4739.4	0.48%	0.83%

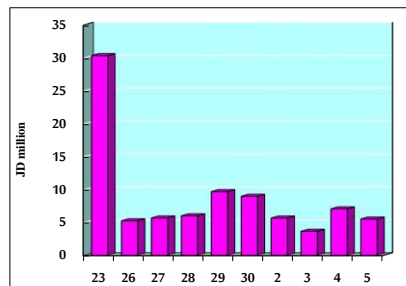
STOCK PRICE MARKET INDEX WEIGHTED BY FREE FLOAT MARKET CAP. (2012=1000)

	TUESDAY 04/01/2022	WEDNESDAY 05/01/2022	% CHANGE	
			DAY BEFORE	YTD
FIRST MARKET	1152.8	1162.2	0.82%	1.51%
SECOND MARKET	939.8	939.0	-0.09%	0.26%

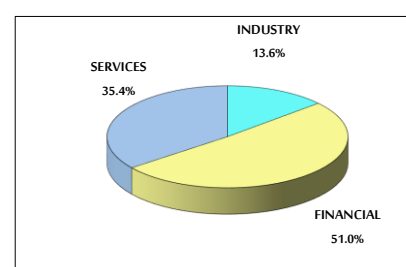
MARKET CAPITALIZATION (JD)

	15,559,555,675	15,616,630,540	0.37%	0.78%
--	----------------	----------------	-------	-------

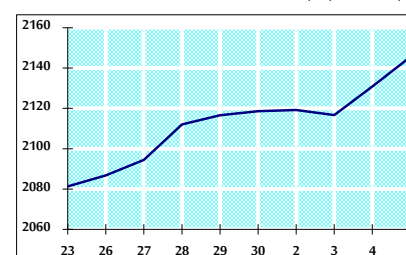
VALUE TRADED FROM 23/12/2021 TO 5/1/2022



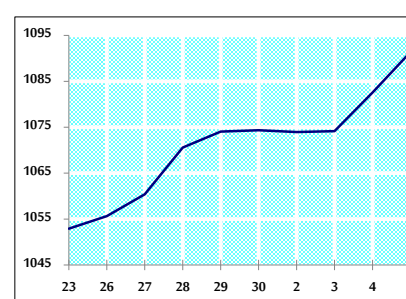
VALUE TRADED BY SECTOR WEDNESDAY 5/1/2022



GENERAL FREE FLOAT PRICE INDEX FROM 23/12/2021 TO 5/1/2022



ASE20 FREE FLOAT PRICE INDEX FROM 23/12/2021 TO 5/1/2022



GENERAL PRICE INDEX FROM 23/12/2021 TO 5/1/2022

