

Daily Summary for Amman Stock Exchange

VALUE TRADED (JD)

	2021	2022	NET CHANGE	CHANGE (%)
Daily	7,620,065	5,667,751	-1,952,314	-25.62%
Cumulative (2/1-2/1)	7,620,065	5,667,751	-1,952,314	-25.62%
Cumulative (2/1-2/1)	7,620,065	5,667,751	-1,952,314	-25.62%

NO. OF SHARES TRADED

	2021	2022	NET CHANGE	CHANGE (%)
Daily	7,737,742	5,641,425	-2,096,317	-27.09%
Cumulative (2/1-2/1)	7,737,742	5,641,425	-2,096,317	-27.09%
Cumulative (2/1-2/1)	7,737,742	5,641,425	-2,096,317	-27.09%

NO. OF TRANSACTIONS

	2021	2022	NET CHANGE	CHANGE (%)
Daily	2,368	2,547	179	7.56%
Cumulative (2/1-2/1)	2,368	2,547	179	7.56%
Cumulative (2/1-2/1)	2,368	2,547	179	7.56%

SOME FINANCIAL RATIOS FOR THE ASE (2/1/2022)

SECTOR	P/E	P/BV	DIVIDEND YIELD (%)	TURNOVER (%)
FINANCIAL	34.623	0.859	3.309	0.092
SERVICES	-	1.261	2.268	0.065
INDUSTRY	28.529	2.138	2.625	0.127
OVERALL	36.927	1.111	2.966	0.090

STOCK PRICE INDEX WEIGHTED BY FREE FLOAT MARKET CAPITALIZATION (1999=1000)

	THURSDAY 30/12/2021	SUNDAY 02/01/2022	% CHANGE	
			DAY BEFORE	YTD
GENERAL	2118.6	2119.2	0.03%	0.02%
FINANCIAL	2604.5	2606.6	0.08%	0.08%
SERVICES	1327.4	1324.4	-0.23%	-0.23%
INDUSTRY	3665.9	3676.1	0.28%	0.28%

STOCK PRICE INDEX WEIGHTED BY FREE FLOAT MARKET CAPITALIZATION ASE20 (2014=1000)

	THURSDAY 30/12/2021	SUNDAY 02/01/2022	% CHANGE
	1074.4	1074.0	-0.04%

STOCK PRICE INDEX WEIGHTED BY MARKET CAPITALIZATION (1991=1000)

	THURSDAY 30/12/2021	SUNDAY 02/01/2022	% CHANGE	
			DAY BEFORE	YTD
GENERAL	4005.3	3997.1	-0.20%	-0.20%
BANKS	6566.4	6514.6	-0.79%	-0.79%
INSURANCE	1328.3	1342.9	1.09%	1.09%
SERVICES	782.4	782.4	0.01%	0.01%
INDUSTRY	4700.5	4726.5	0.55%	0.55%

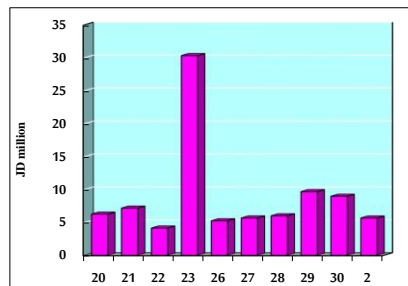
STOCK PRICE MARKET INDEX WEIGHTED BY FREE FLOAT MARKET CAP. (2012=1000)

	THURSDAY 30/12/2021	SUNDAY 02/01/2022	% CHANGE	
			DAY BEFORE	YTD
FIRST MARKET	1144.9	1144.3	-0.05%	-0.05%
SECOND MARKET	936.6	944.3	0.82%	0.82%

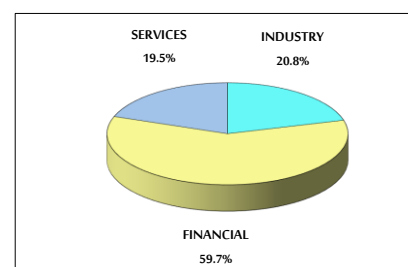
MARKET CAPITALIZATION (JD)

	THURSDAY 30/12/2021	SUNDAY 02/01/2022	% CHANGE
	15,495,675,682	15,446,177,824	-0.32%

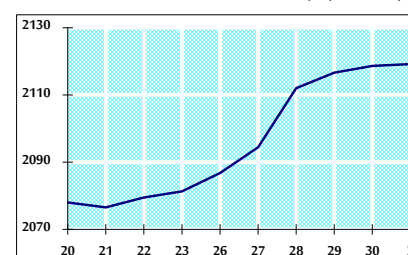
VALUE TRADED FROM 20/12/2021 TO 2/1/2022



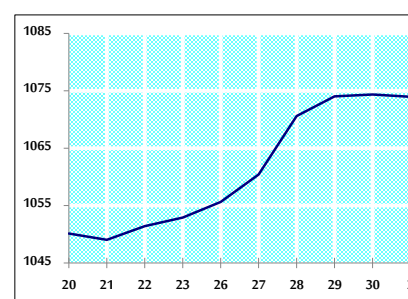
VALUE TRADED BY SECTOR SUNDAY 2/1/2022



GENERAL FREE FLOAT PRICE INDEX FROM 20/12/2021 TO 2/1/2022



ASE20 FREE FLOAT PRICE INDEX FROM 20/12/2021 TO 2/1/2022



GENERAL PRICE INDEX FROM 20/12/2021 TO 2/1/2022

