

Daily Summary for Amman Stock Exchange

VALUE TRADED (JD)

	2020	2021	NET CHANGE	CHANGE (%)
Daily	21,620,618	4,064,994	-17,555,624	-81.20%
Cumulative (1/12-13/12)	68,643,509	47,191,265	-21,452,244	-31.25%
Cumulative (3/1-13/12)	936,265,844	1,852,143,407	915,877,563	97.82%

NO. OF SHARES TRADED

	2020	2021	NET CHANGE	CHANGE (%)
Daily	13,191,123	3,395,044	-9,796,079	-74.26%
Cumulative (1/12-13/12)	66,822,851	40,079,864	-26,742,987	-40.02%
Cumulative (3/1-13/12)	1,041,216,674	1,459,948,612	418,731,938	40.22%

NO. OF TRANSACTIONS

	2020	2021	NET CHANGE	CHANGE (%)
Daily	2,838	2,538	-300	-10.57%
Cumulative (1/12-13/12)	20,819	27,345	6,526	31.35%
Cumulative (3/1-13/12)	389,882	780,991	391,109	100.31%

SOME FINANCIAL RATIOS FOR THE ASE (13/12/2021)

SECTOR	P/E	P/BV	DIVIDEND YIELD (%)	TURNOVER (%)
FINANCIAL	33.980	0.843	3.372	0.051
SERVICES	-	1.275	2.241	0.068
INDUSTRY	27.686	2.075	2.699	0.048
OVERALL	36.631	1.093	3.039	0.054

STOCK PRICE INDEX WEIGHTED BY FREE FLOAT MARKET CAPITALIZATION (1999=1000)

	SUNDAY 12/12/2021	MONDAY 13/12/2021	% CHANGE	
			DAY BEFORE	YTD
GENERAL	2085.4	2086.4	0.05%	25.90%
FINANCIAL	2541.3	2546.5	0.21%	17.26%
SERVICES	1333.0	1333.8	0.06%	16.18%
INDUSTRY	3635.1	3615.5	-0.54%	70.57%

STOCK PRICE INDEX WEIGHTED BY FREE FLOAT MARKET CAPITALIZATION ASE20 (2014=1000)

	1053.0	1054.9	0.18%	30.81%
--	--------	--------	-------	--------

STOCK PRICE INDEX WEIGHTED BY MARKET CAPITALIZATION (1991=1000)

	SUNDAY 12/12/2021	MONDAY 13/12/2021	% CHANGE	
			DAY BEFORE	YTD
GENERAL	3926.9	3931.4	0.11%	28.92%
BANKS	6340.3	6363.1	0.36%	17.60%
INSURANCE	1360.6	1349.0	-0.85%	3.05%
SERVICES	797.2	797.6	0.06%	13.26%
INDUSTRY	4635.1	4626.7	-0.18%	64.18%

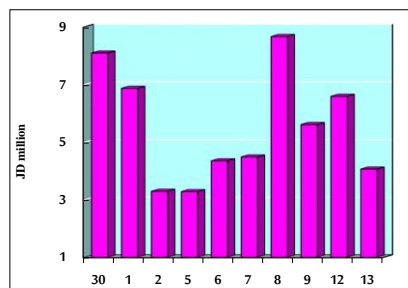
STOCK PRICE MARKET INDEX WEIGHTED BY FREE FLOAT MARKET CAP. (2012=1000)

	SUNDAY 12/12/2021	MONDAY 13/12/2021	% CHANGE	
			DAY BEFORE	YTD
FIRST MARKET	1123.8	1125.0	0.10%	29.55%
SECOND MARKET	942.5	940.6	-0.21%	7.94%

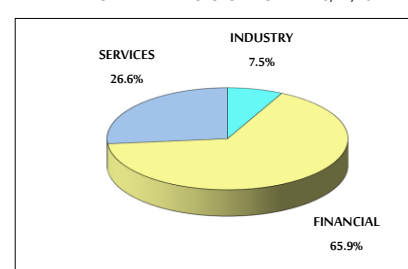
MARKET CAPITALIZATION (JD)

	15,215,928,506	15,232,216,625	0.11%	18.01%
--	----------------	----------------	-------	--------

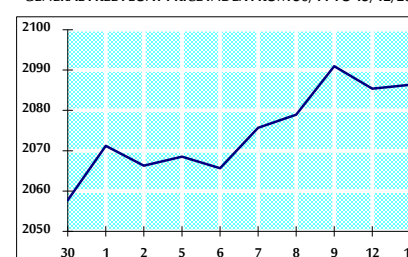
VALUE TRADED FROM 30/11 TO 13/12/2021



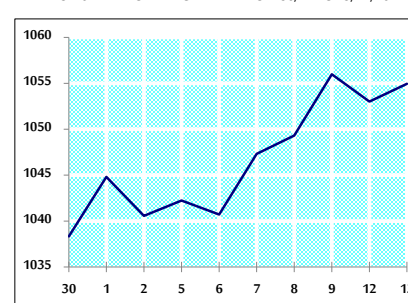
VALUE TRADED BY SECTOR MONDAY 13/12/2021



GENERAL FREE FLOAT PRICE INDEX FROM 30/11 TO 13/12/2021



ASE20 FREE FLOAT PRICE INDEX FROM 30/11 TO 13/12/2021



GENERAL PRICE INDEX FROM 30/11 TO 13/12/2021

