

Daily Summary for Amman Stock Exchange

VALUE TRADED (JD)

	2020	2021	NET CHANGE	CHANGE (%)
Daily	3,407,406	4,776,060	1,368,654	40.17%
Cumulative (1/12-19/12)	93,772,718	75,167,097	-18,605,621	-19.84%
Cumulative (3/1-19/12)	961,395,053	1,880,119,239	918,724,186	95.56%

NO. OF SHARES TRADED

	2020	2021	NET CHANGE	CHANGE (%)
Daily	3,330,572	3,846,048	515,476	15.48%
Cumulative (1/12-19/12)	88,360,936	63,907,789	-24,453,147	-27.67%
Cumulative (3/1-19/12)	1,062,754,759	1,483,776,537	421,021,778	39.62%

NO. OF TRANSACTIONS

	2020	2021	NET CHANGE	CHANGE (%)
Daily	1,654	2,670	1,016	61.43%
Cumulative (1/12-19/12)	28,707	39,278	10,571	36.82%
Cumulative (3/1-19/12)	397,770	792,924	395,154	99.34%

SOME FINANCIAL RATIOS FOR THE ASE (19/12/2021)

SECTOR	P/E	P/BV	DIVIDEND YIELD (%)	TURNOVER (%)
FINANCIAL	33.998	0.844	3.370	0.063
SERVICES	-	1.273	2.245	0.059
INDUSTRY	27.774	2.081	2.690	0.057
OVERALL	36.656	1.094	3.037	0.061

STOCK PRICE INDEX WEIGHTED BY FREE FLOAT MARKET CAPITALIZATION (1999=1000)

	THURSDAY 16/12/2021	SUNDAY 19/12/2021	% CHANGE	
			DAY BEFORE	YTD
GENERAL	2083.6	2083.1	-0.03%	25.70%
FINANCIAL	2539.9	2544.5	0.18%	17.17%
SERVICES	1331.7	1329.6	-0.16%	15.82%
INDUSTRY	3637.5	3619.1	-0.51%	70.74%

STOCK PRICE INDEX WEIGHTED BY FREE FLOAT MARKET CAPITALIZATION ASE20 (2014=1000)

	1052.5	1052.7	0.01%	30.53%
--	--------	--------	-------	--------

STOCK PRICE INDEX WEIGHTED BY MARKET CAPITALIZATION (1991=1000)

	THURSDAY 16/12/2021	SUNDAY 19/12/2021	% CHANGE	
			DAY BEFORE	YTD
GENERAL	3934.3	3934.0	-0.01%	29.00%
BANKS	6352.3	6371.2	0.30%	17.75%
INSURANCE	1350.5	1350.9	0.03%	3.19%
SERVICES	792.4	792.9	0.06%	12.58%
INDUSTRY	4661.1	4638.5	-0.48%	64.60%

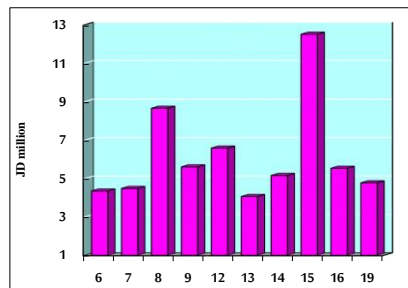
STOCK PRICE MARKET INDEX WEIGHTED BY FREE FLOAT MARKET CAP. (2012=1000)

	THURSDAY 16/12/2021	SUNDAY 19/12/2021	% CHANGE	
			DAY BEFORE	YTD
FIRST MARKET	1122.8	1122.8	0.00%	29.29%
SECOND MARKET	940.6	939.8	-0.09%	7.85%

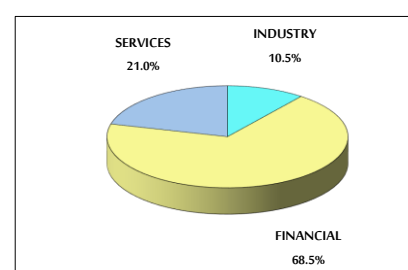
MARKET CAPITALIZATION (JD)

	15,246,656,424	15,247,058,332	0.00%	18.12%
--	----------------	----------------	-------	--------

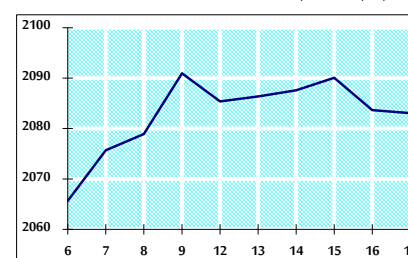
VALUE TRADED FROM 6/12 TO 19/12/2021



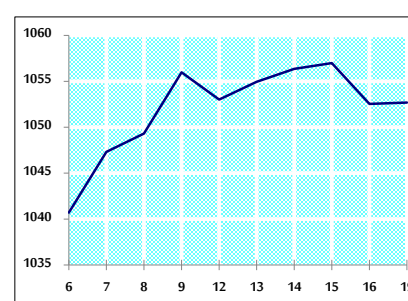
VALUE TRADED BY SECTOR SUNDAY 19/12/2021



GENERAL FREE FLOAT PRICE INDEX FROM 6/12 TO 19/12/2021



ASE20 FREE FLOAT PRICE INDEX FROM 6/12 TO 19/12/2021



GENERAL PRICE INDEX FROM 6/12 TO 19/12/2021

