

Daily Summary for Amman Stock Exchange

VALUE TRADED (JD)

	2020	2021	NET CHANGE	CHANGE (%)
Daily	6,037,874	12,503,397	6,465,523	107.08%
Cumulative (1/12-15/12)	85,583,077	64,855,424	-20,727,653	-24.22%
Cumulative (3/1-15/12)	953,205,412	1,869,807,566	916,602,154	96.16%

NO. OF SHARES TRADED

	2020	2021	NET CHANGE	CHANGE (%)
Daily	6,168,230	8,992,388	2,824,158	45.79%
Cumulative (1/12-15/12)	81,306,003	55,052,422	-26,253,581	-32.29%
Cumulative (3/1-15/12)	1,055,699,826	1,474,921,170	419,221,344	39.71%

NO. OF TRANSACTIONS

	2020	2021	NET CHANGE	CHANGE (%)
Daily	1,878	3,342	1,464	77.96%
Cumulative (1/12-15/12)	25,288	33,448	8,160	32.27%
Cumulative (3/1-15/12)	394,351	787,094	392,743	99.59%

SOME FINANCIAL RATIOS FOR THE ASE (15/12/2021)

SECTOR	P/E	P/BV	DIVIDEND YIELD (%)	TURNOVER (%)
FINANCIAL	34.082	0.846	3.362	0.051
SERVICES	-	1.276	2.240	0.076
INDUSTRY	28.053	2.102	2.664	0.810
OVERALL	36.842	1.099	3.021	0.143

STOCK PRICE INDEX WEIGHTED BY FREE FLOAT MARKET CAPITALIZATION (1999=1000)

	TUESDAY 14/12/2021	WEDNESDAY 15/12/2021	% CHANGE	
			DAY BEFORE	YTD
GENERAL	2087.6	2090.1	0.12%	26.12%
FINANCIAL	2545.8	2545.1	-0.03%	17.20%
SERVICES	1332.4	1338.3	0.44%	16.58%
INDUSTRY	3634.8	3644.8	0.27%	71.95%

STOCK PRICE INDEX WEIGHTED BY FREE FLOAT MARKET CAPITALIZATION ASE20 (2014=1000)

	1056.3	1057.0	0.06%	31.06%
--	--------	--------	-------	--------

STOCK PRICE INDEX WEIGHTED BY MARKET CAPITALIZATION (1991=1000)

	TUESDAY 14/12/2021	WEDNESDAY 15/12/2021	% CHANGE	
			DAY BEFORE	YTD
GENERAL	3949.6	3954.0	0.11%	29.66%
BANKS	6398.5	6393.0	-0.09%	18.16%
INSURANCE	1356.3	1357.7	0.10%	3.71%
SERVICES	791.5	791.3	-0.02%	12.37%
INDUSTRY	4664.7	4686.3	0.46%	66.30%

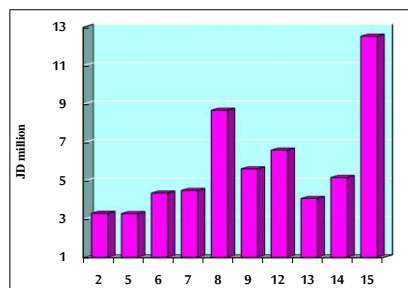
STOCK PRICE MARKET INDEX WEIGHTED BY FREE FLOAT MARKET CAP. (2012=1000)

	TUESDAY 14/12/2021	WEDNESDAY 15/12/2021	% CHANGE	
			DAY BEFORE	YTD
FIRST MARKET	1126.5	1127.5	0.10%	29.84%
SECOND MARKET	934.0	934.4	0.04%	7.23%

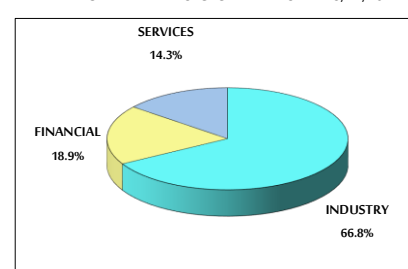
MARKET CAPITALIZATION (JD)

	15,297,884,496	15,317,305,290	0.13%	18.67%
--	----------------	----------------	-------	--------

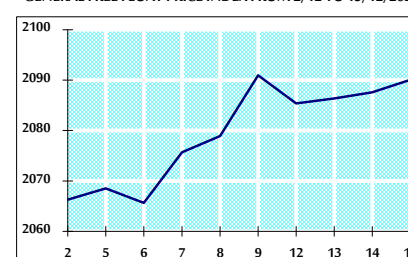
VALUE TRADED FROM 2/12 TO 15/12/2021



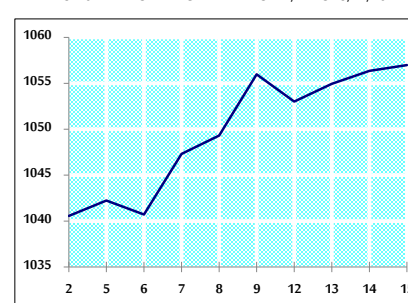
VALUE TRADED BY SECTOR WEDNESDAY 15/12/2021



GENERAL FREE FLOAT PRICE INDEX FROM 2/12 TO 15/12/2021



ASE20 FREE FLOAT PRICE INDEX FROM 2/12 TO 15/12/2021



GENERAL PRICE INDEX FROM 2/12 TO 15/12/2021

