

Daily Summary for Amman Stock Exchange

VALUE TRADED (JD)

	2020	2021	NET CHANGE	CHANGE (%)
Daily	3,911,882	7,791,716	3,879,834	99.18%
Cumulative (1/7-1/7)	3,911,882	7,791,716	3,879,834	99.18%
Cumulative (3/1-1/7)	419,521,194	1,136,881,969	717,360,775	171.00%

NO. OF SHARES TRADED

	2020	2021	NET CHANGE	CHANGE (%)
Daily	4,258,367	5,584,348	1,325,981	31.14%
Cumulative (1/7-1/7)	4,258,367	5,584,348	1,325,981	31.14%
Cumulative (3/1-1/7)	407,585,458	911,879,541	504,294,083	123.73%

NO. OF TRANSACTIONS

	2020	2021	NET CHANGE	CHANGE (%)
Daily	1,859	3,551	1,692	91.02%
Cumulative (1/7-1/7)	1,859	3,551	1,692	91.02%
Cumulative (3/1-1/7)	164,497	430,910	266,413	161.96%

SOME FINANCIAL RATIOS FOR THE ASE (1/7/2021)

SECTOR	P/E	P/BV	DIVIDEND YIELD (%)	TURNOVER (%)
FINANCIAL	36.150	0.898	3.166	0.082
SERVICES	-	1.267	2.197	0.102
INDUSTRY	28.056	2.245	2.556	0.106
OVERALL	39.257	1.151	2.861	0.089

STOCK PRICE INDEX WEIGHTED BY FREE FLOAT MARKET CAPITALIZATION (1999=1000)

	WEDNESDAY 30/06/2021	THURSDAY 01/07/2021	% CHANGE	
			DAY BEFORE	YTD
GENERAL	2098.8	2112.9	0.67%	27.50%
FINANCIAL	2554.7	2565.0	0.40%	18.11%
SERVICES	1324.6	1344.3	1.49%	17.10%
INDUSTRY	3728.7	3742.1	0.36%	76.54%

STOCK PRICE INDEX WEIGHTED BY FREE FLOAT MARKET CAPITALIZATION ASE20 (2014=1000)

	1063.7	1070.6	0.65%	32.75%
--	--------	--------	-------	--------

STOCK PRICE INDEX WEIGHTED BY MARKET CAPITALIZATION (1991=1000)

	WEDNESDAY 30/06/2021	THURSDAY 01/07/2021	% CHANGE	
			DAY BEFORE	YTD
GENERAL	4141.0	4162.0	0.51%	36.48%
BANKS	6810.4	6848.5	0.56%	26.57%
INSURANCE	1293.2	1294.7	0.11%	-1.11%
SERVICES	785.0	791.5	0.83%	12.39%
INDUSTRY	4902.1	4916.6	0.30%	74.47%

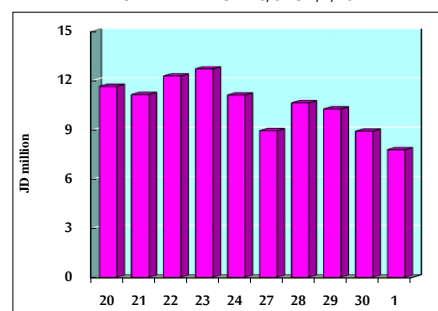
STOCK PRICE MARKET INDEX WEIGHTED BY FREE FLOAT MARKET CAP. (2012=1000)

	WEDNESDAY 30/06/2021	THURSDAY 01/07/2021	% CHANGE	
			DAY BEFORE	YTD
FIRST MARKET	1125.7	1133.1	0.66%	30.49%
SECOND MARKET	965.0	970.0	0.52%	11.32%

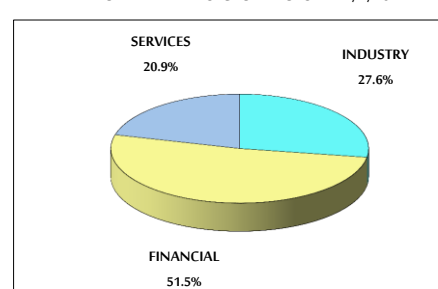
MARKET CAPITALIZATION (JD)

	15,984,672,182	16,061,706,515	0.48%	24.43%
--	----------------	----------------	-------	--------

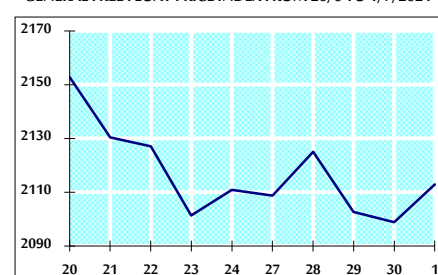
VALUE TRADED FROM 20/6 TO 1/7/2021



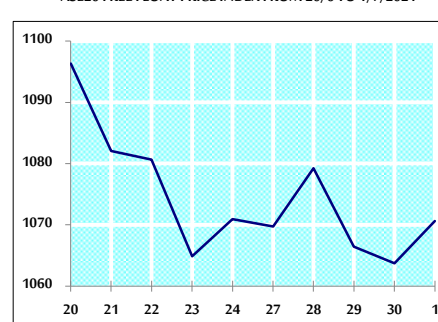
VALUE TRADED BY SECTOR THURSDAY 1/7/2021



GENERAL FREE FLOAT PRICE INDEX FROM 20/6 TO 1/7/2021



ASE20 FREE FLOAT PRICE INDEX FROM 20/6 TO 1/7/2021



GENERAL PRICE INDEX FROM 20/6 TO 1/7/2021

