

Daily Summary for Amman Stock Exchange

VALUE TRADED (JD)

	2020	2021	NET CHANGE	CHANGE (%)
Daily	3,119,145	8,919,738	5,800,593	185.97%
Cumulative (1/6-30/6)	99,976,843	260,932,919	160,956,076	160.99%
Cumulative (3/1-30/6)	415,609,312	1,129,090,253	713,480,941	171.67%

NO. OF SHARES TRADED

	2020	2021	NET CHANGE	CHANGE (%)
Daily	3,338,878	6,092,832	2,753,954	82.48%
Cumulative (1/6-30/6)	114,264,877	156,008,664	41,743,787	36.53%
Cumulative (3/1-30/6)	403,327,091	906,295,193	502,968,102	124.70%

NO. OF TRANSACTIONS

	2020	2021	NET CHANGE	CHANGE (%)
Daily	1,677	4,104	2,427	144.72%
Cumulative (1/6-30/6)	38,214	102,743	64,529	168.86%
Cumulative (3/1-30/6)	162,638	427,359	264,721	162.77%

SOME FINANCIAL RATIOS FOR THE ASE (30/6/2021)

SECTOR	P/E	P/BV	DIVIDEND YIELD (%)	TURNOVER (%)
FINANCIAL	35.967	0.894	3.182	0.082
SERVICES	-	1.255	2.285	0.131
INDUSTRY	28.008	2.241	2.561	0.125
OVERALL	38.926	1.138	2.884	0.097

STOCK PRICE INDEX WEIGHTED BY FREE FLOAT MARKET CAPITALIZATION (1999=1000)

	TUESDAY 29/06/2021	WEDNESDAY 30/06/2021	% CHANGE	
			DAY BEFORE	YTD
GENERAL	2102.6	2098.8	-0.18%	26.65%
FINANCIAL	2564.9	2554.7	-0.40%	17.64%
SERVICES	1329.4	1324.6	-0.37%	15.38%
INDUSTRY	3697.4	3728.7	0.85%	75.91%

STOCK PRICE INDEX WEIGHTED BY FREE FLOAT MARKET CAPITALIZATION ASE20 (2014=1000)

	1066.5	1063.7	-0.26%	31.90%
--	--------	--------	--------	--------

STOCK PRICE INDEX WEIGHTED BY MARKET CAPITALIZATION (1991=1000)

	TUESDAY 29/06/2021	WEDNESDAY 30/06/2021	% CHANGE	
			DAY BEFORE	YTD
GENERAL	4147.0	4141.0	-0.14%	35.79%
BANKS	6833.2	6810.4	-0.33%	25.87%
INSURANCE	1294.5	1293.2	-0.10%	-1.22%
SERVICES	790.5	785.0	-0.71%	11.46%
INDUSTRY	4883.6	4902.1	0.38%	73.95%

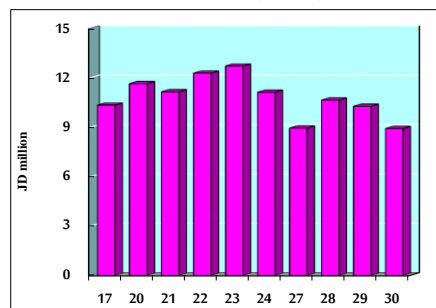
STOCK PRICE MARKET INDEX WEIGHTED BY FREE FLOAT MARKET CAP. (2012=1000)

	TUESDAY 29/06/2021	WEDNESDAY 30/06/2021	% CHANGE	
			DAY BEFORE	YTD
FIRST MARKET	1128.4	1125.7	-0.24%	29.63%
SECOND MARKET	965.5	965.0	-0.05%	10.74%

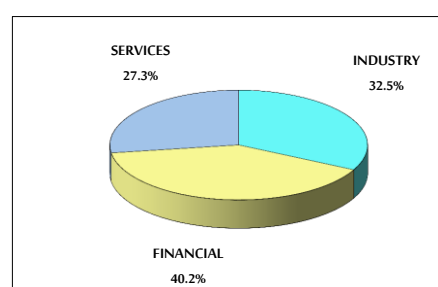
MARKET CAPITALIZATION (JD)

	16,004,647,526	15,984,672,182	-0.12%	23.84%
--	----------------	----------------	--------	--------

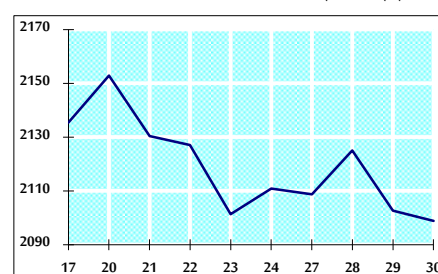
VALUE TRADED FROM 17/6 TO 30/6/2021



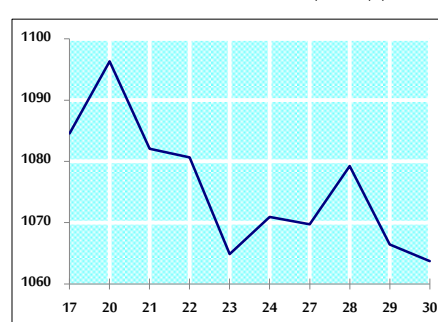
VALUE TRADED BY SECTOR WEDNESDAY 30/6/2021



GENERAL FREE FLOAT PRICE INDEX FROM 17/6 TO 30/6/2021



ASE20 FREE FLOAT PRICE INDEX FROM 17/6 TO 30/6/2021



GENERAL PRICE INDEX FROM 17/6 TO 30/6/2021

