

Daily Summary for Amman Stock Exchange

VALUE TRADED (JD)

	2020	2021	NET CHANGE	CHANGE (%)
Daily	4,180,038	10,644,089	6,464,051	154.64%
Cumulative (1/6-28/6)	91,494,252	241,744,035	150,249,783	164.22%
Cumulative (3/1-28/6)	407,126,721	1,109,901,369	702,774,648	172.62%

NO. OF SHARES TRADED

	2020	2021	NET CHANGE	CHANGE (%)
Daily	5,191,147	6,565,977	1,374,830	26.48%
Cumulative (1/6-28/6)	105,595,769	143,522,296	37,926,527	35.92%
Cumulative (3/1-28/6)	394,657,983	893,808,825	499,150,842	126.48%

NO. OF TRANSACTIONS

	2020	2021	NET CHANGE	CHANGE (%)
Daily	1,959	4,493	2,534	129.35%
Cumulative (1/6-28/6)	34,685	94,132	59,447	171.39%
Cumulative (3/1-28/6)	159,109	418,748	259,639	163.18%

SOME FINANCIAL RATIOS FOR THE ASE (28/6/2021)

SECTOR	P/E	P/BV	DIVIDEND YIELD (%)	TURNOVER (%)
FINANCIAL	36.481	0.907	3.125	0.099
SERVICES	-	1.280	2.240	0.113
INDUSTRY	28.148	2.253	2.548	0.124
OVERALL	39.451	1.153	2.846	0.105

STOCK PRICE INDEX WEIGHTED BY FREE FLOAT MARKET CAPITALIZATION (1999=1000)

	SUNDAY 27/06/2021	MONDAY 28/06/2021	% CHANGE	
			DAY BEFORE	YTD
GENERAL	2108.7	2125.0	0.77%	28.23%
FINANCIAL	2538.5	2582.2	1.72%	18.91%
SERVICES	1345.3	1347.8	0.19%	17.41%
INDUSTRY	3832.0	3756.2	-1.98%	77.20%

STOCK PRICE INDEX WEIGHTED BY FREE FLOAT MARKET CAPITALIZATION ASE20 (2014=1000)

	1069.7	1079.3	0.89%	33.82%
--	--------	--------	-------	--------

STOCK PRICE INDEX WEIGHTED BY MARKET CAPITALIZATION (1991=1000)

	SUNDAY 27/06/2021	MONDAY 28/06/2021	% CHANGE	
			DAY BEFORE	YTD
GENERAL	4170.6	4196.9	0.63%	37.62%
BANKS	6747.7	6919.3	2.54%	27.88%
INSURANCE	1278.5	1284.4	0.46%	-1.89%
SERVICES	806.6	801.1	-0.68%	13.76%
INDUSTRY	5031.6	4937.7	-1.87%	75.22%

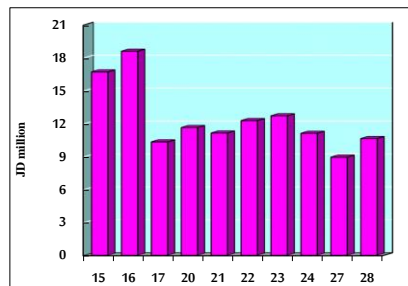
STOCK PRICE MARKET INDEX WEIGHTED BY FREE FLOAT MARKET CAP. (2012=1000)

	SUNDAY 27/06/2021	MONDAY 28/06/2021	% CHANGE	
			DAY BEFORE	YTD
FIRST MARKET	1129.9	1140.5	0.94%	31.33%
SECOND MARKET	979.6	974.8	-0.49%	11.87%

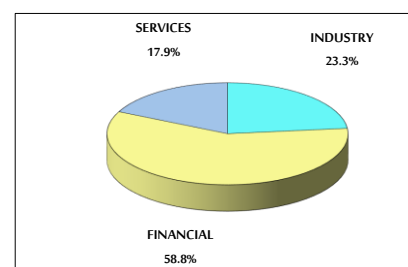
MARKET CAPITALIZATION (JD)

	16,089,332,554	16,180,403,141	0.57%	25.35%
--	----------------	----------------	-------	--------

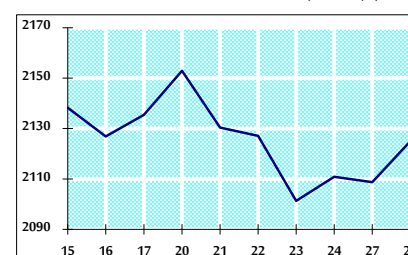
VALUE TRADED FROM 15/6 TO 28/6/2021



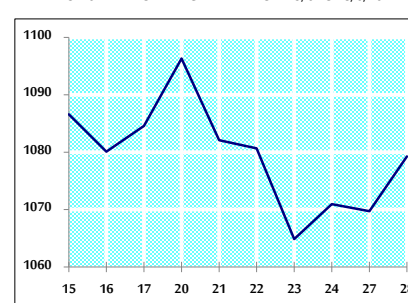
VALUE TRADED BY SECTOR MONDAY 28/6/2021



GENERAL FREE FLOAT PRICE INDEX FROM 15/6 TO 28/6/2021



ASE20 FREE FLOAT PRICE INDEX FROM 15/6 TO 28/6/2021



GENERAL PRICE INDEX FROM 15/6 TO 28/6/2021

