

## Daily Summary for Amman Stock Exchange

### VALUE TRADED (JD)

	2020	2021	NET CHANGE	CHANGE (%)
Daily	3,910,080	8,948,930	5,038,850	128.87%
Cumulative (1/6-27/6)	87,314,214	231,099,946	143,785,732	164.68%
Cumulative (3/1-27/6)	402,946,683	1,099,257,280	696,310,597	172.80%

### NO. OF SHARES TRADED

	2020	2021	NET CHANGE	CHANGE (%)
Daily	4,429,701	7,327,303	2,897,602	65.41%
Cumulative (1/6-27/6)	100,404,622	136,956,319	36,551,697	36.40%
Cumulative (3/1-27/6)	389,466,836	887,242,848	497,776,012	127.81%

### NO. OF TRANSACTIONS

	2020	2021	NET CHANGE	CHANGE (%)
Daily	1,821	3,942	2,121	116.47%
Cumulative (1/6-27/6)	32,726	89,639	56,913	173.91%
Cumulative (3/1-27/6)	157,150	414,255	257,105	163.60%

### SOME FINANCIAL RATIOS FOR THE ASE (27/6/2021)

SECTOR	P/E	P/BV	DIVIDEND YIELD (%)	TURNOVER (%)
FINANCIAL	35.700	0.887	3.193	0.100
SERVICES	-	1.284	2.233	0.160
INDUSTRY	28.733	2.299	2.496	0.139
OVERALL	39.203	1.146	2.864	0.117

### STOCK PRICE INDEX WEIGHTED BY FREE FLOAT MARKET CAPITALIZATION (1999=1000)

	THURSDAY 24/06/2021	SUNDAY 27/06/2021	% CHANGE	
			DAY BEFORE	YTD
GENERAL	2110.9	2108.7	-0.10%	27.24%
FINANCIAL	2536.1	2538.5	0.09%	16.89%
SERVICES	1353.0	1345.3	-0.57%	17.18%
INDUSTRY	3835.5	3832.0	-0.09%	80.78%

### STOCK PRICE INDEX WEIGHTED BY FREE FLOAT MARKET CAPITALIZATION ASE20 (2014=1000)

	1070.9	1069.7	-0.11%	32.64%
--	--------	--------	--------	--------

### STOCK PRICE INDEX WEIGHTED BY MARKET CAPITALIZATION (1991=1000)

	THURSDAY 24/06/2021	SUNDAY 27/06/2021	% CHANGE	
			DAY BEFORE	YTD
GENERAL	4176.8	4170.6	-0.15%	36.76%
BANKS	6741.5	6747.7	0.09%	24.71%
INSURANCE	1278.1	1278.5	0.04%	-2.34%
SERVICES	814.9	806.6	-1.02%	14.54%
INDUSTRY	5039.5	5031.6	-0.16%	78.55%

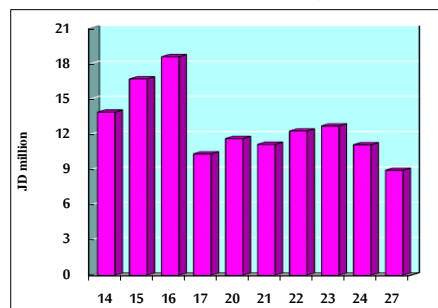
### STOCK PRICE MARKET INDEX WEIGHTED BY FREE FLOAT MARKET CAP. (2012=1000)

	THURSDAY 24/06/2021	SUNDAY 27/06/2021	% CHANGE	
			DAY BEFORE	YTD
FIRST MARKET	1131.1	1129.9	-0.11%	30.12%
SECOND MARKET	981.0	979.6	-0.15%	12.42%

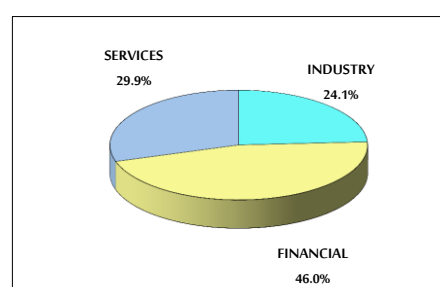
### MARKET CAPITALIZATION (JD)

	16,111,444,244	16,089,332,554	-0.14%	24.65%
--	----------------	----------------	--------	--------

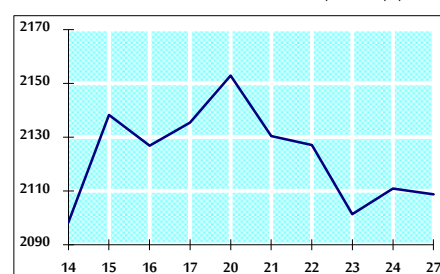
### VALUE TRADED FROM 14/6 TO 27/6/2021



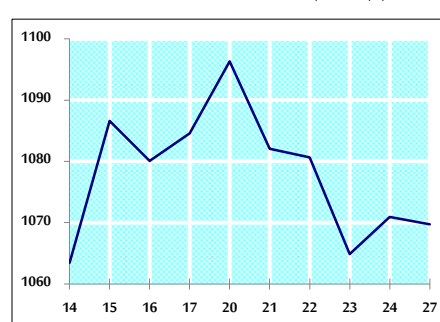
### VALUE TRADED BY SECTOR SUNDAY 27/6/2021



### GENERAL FREE FLOAT PRICE INDEX FROM 14/6 TO 27/6/2021



### ASE20 FREE FLOAT PRICE INDEX FROM 14/6 TO 27/6/2021



### GENERAL PRICE INDEX FROM 14/6 TO 27/6/2021

