

Daily Summary for Amman Stock Exchange

VALUE TRADED (JD)

	2019	2020	NET CHANGE	CHANGE (%)
Daily	3,042,748	7,375,353	4,332,605	142.39%
Cumulative(1/12-2/12)	10,006,499	13,410,085	3,403,586	34.01%
Cumulative(2/1-2/12)	1,436,977,557	881,032,420	-555,945,137	-38.69%

NO. OF SHARES TRADED

	2019	2020	NET CHANGE	CHANGE (%)
Daily	2,865,766	8,593,794	5,728,028	199.88%
Cumulative(1/12-2/12)	9,952,072	15,500,959	5,548,887	55.76%
Cumulative(2/1-2/12)	1,120,857,303	989,894,782	-130,962,521	-11.68%

NO. OF TRANSACTIONS

	2019	2020	NET CHANGE	CHANGE (%)
Daily	1,657	2,246	589	35.55%
Cumulative(1/12-2/12)	3,153	4,983	1,830	58.04%
Cumulative(2/1-2/12)	468,960	374,046	-94,914	-20.24%

SOME FINANCIAL RATIOS FOR THE ASE (2/12/2020)

SECTOR	P/E	P/BV	DIVIDEND YIELD (%)	TURNOVER (%)
FINANCIAL	8.912	0.724	0.174	0.103
SERVICES	11.403	0.991	5.364	0.072
INDUSTRY	15.532	1.162	4.118	0.410
OVERALL	9.500	0.809	1.912	0.135

STOCK PRICE INDEX WEIGHTED BY FREE FLOAT MARKET CAPITALIZATION (1999=1000)

	TUESDAY 01/12/2020	WEDNESDAY 02/12/2020	% CHANGE	
			DAY BEFORE	YTD
GENERAL	1572.7	1576.1	0.22%	-13.17%
FINANCIAL	2083.1	2090.4	0.35%	-14.68%
SERVICES	1091.6	1090.3	-0.12%	-15.68%
INDUSTRY	1967.1	1971.4	0.22%	6.16%

STOCK PRICE INDEX WEIGHTED BY FREE FLOAT MARKET CAPITALIZATION ASE20 (2014=1000)

	TUESDAY 01/12/2020	WEDNESDAY 02/12/2020	% CHANGE
	760.6	761.7	0.14%

STOCK PRICE INDEX WEIGHTED BY MARKET CAPITALIZATION (1991=1000)

	TUESDAY 01/12/2020	WEDNESDAY 02/12/2020	% CHANGE	
			DAY BEFORE	YTD
GENERAL	2895.2	2900.8	0.19%	-17.44%
BANKS	5230.1	5239.6	0.18%	-26.16%
INSURANCE	1300.8	1303.1	0.18%	1.61%
SERVICES	679.2	681.4	0.33%	-7.39%
INDUSTRY	2539.5	2542.5	0.12%	-2.70%

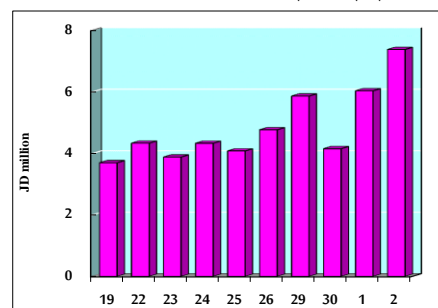
STOCK PRICE MARKET INDEX WEIGHTED BY FREE FLOAT MARKET CAP. (2012=1000)

	TUESDAY 01/12/2020	WEDNESDAY 02/12/2020	% CHANGE	
			DAY BEFORE	YTD
FIRST MARKET	820.1	821.3	0.15%	-14.07%
SECOND MARKET	849.5	856.1	0.78%	2.40%

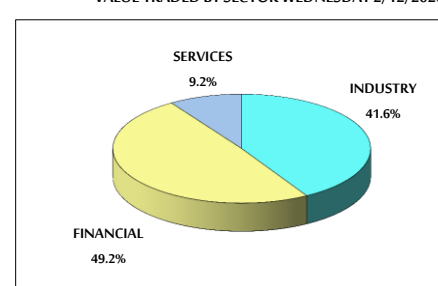
MARKET CAPITALIZATION (JD)

	TUESDAY 01/12/2020	WEDNESDAY 02/12/2020	% CHANGE
	12,352,867,261	12,373,562,298	0.17%

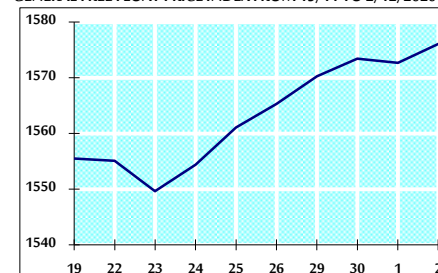
VALUE TRADED FROM 19/11 TO 2/12/2020



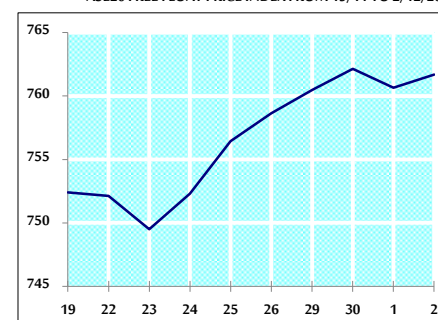
VALUE TRADED BY SECTOR WEDNESDAY 2/12/2020



GENERAL FREE FLOAT PRICE INDEX FROM 19/11 TO 2/12/2020



ASE20 FREE FLOAT PRICE INDEX FROM 19/11 TO 2/12/2020



GENERAL PRICE INDEX FROM 19/11 TO 2/12/2020

