

Daily Summary for Amman Stock Exchange

VALUE TRADED (JD)

	2019	2020	NET CHANGE	CHANGE (%)
Daily	3,719,860	4,155,779	435,919	11.72%
Cumulative(1/11-30/11)	89,913,499	77,529,625	-12,383,874	-13.77%
Cumulative(2/1-30/11)	1,426,971,058	867,622,335	-559,348,723	-39.20%

NO. OF SHARES TRADED

	2019	2020	NET CHANGE	CHANGE (%)
Daily	4,152,659	4,360,044	207,385	4.99%
Cumulative(1/11-30/11)	88,805,276	98,329,800	9,524,524	10.73%
Cumulative(2/1-30/11)	1,110,905,231	974,393,823	-136,511,408	-12.29%

NO. OF TRANSACTIONS

	2019	2020	NET CHANGE	CHANGE (%)
Daily	1,753	2,118	365	20.82%
Cumulative(1/11-30/11)	34,959	34,310	-649	-1.86%
Cumulative(2/1-30/11)	465,807	369,063	-96,744	-20.77%

SOME FINANCIAL RATIOS FOR THE ASE (30/11/2020)

SECTOR	P/E	P/BV	DIVIDEND YIELD (%)	TURNOVER (%)
FINANCIAL	8.889	0.722	0.174	0.053
SERVICES	11.479	0.998	5.329	0.060
INDUSTRY	15.560	1.164	4.111	0.161
OVERALL	9.493	0.809	1.914	0.068

STOCK PRICE INDEX WEIGHTED BY FREE FLOAT MARKET CAPITALIZATION (1999=1000)

	SUNDAY 29/11/2020	MONDAY 30/11/2020	% CHANGE	
			DAY BEFORE	YTD
GENERAL	1570.3	1573.5	0.20%	-13.32%
FINANCIAL	2080.6	2076.5	-0.20%	-15.24%
SERVICES	1087.3	1100.8	1.24%	-14.87%
INDUSTRY	1972.2	1973.3	0.06%	6.27%

STOCK PRICE INDEX WEIGHTED BY FREE FLOAT MARKET CAPITALIZATION ASE20 (2014=1000)

	760.5	762.1	0.22%	-14.46%
--	-------	-------	-------	---------

STOCK PRICE INDEX WEIGHTED BY MARKET CAPITALIZATION (1991=1000)

	SUNDAY 29/11/2020	MONDAY 30/11/2020	% CHANGE	
			DAY BEFORE	YTD
GENERAL	2892.3	2898.8	0.22%	-17.50%
BANKS	5241.4	5238.3	-0.06%	-26.18%
INSURANCE	1297.1	1299.0	0.14%	1.29%
SERVICES	671.4	678.5	1.05%	-7.78%
INDUSTRY	2536.9	2544.7	0.31%	-2.62%

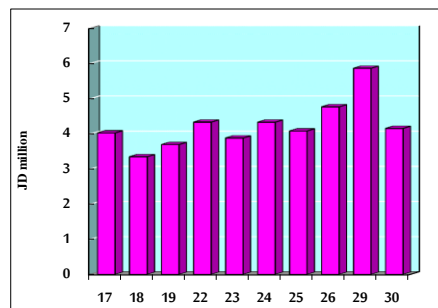
STOCK PRICE MARKET INDEX WEIGHTED BY FREE FLOAT MARKET CAP. (2012=1000)

	SUNDAY 29/11/2020	MONDAY 30/11/2020	% CHANGE	
			DAY BEFORE	YTD
FIRST MARKET	820.1	821.8	0.21%	-14.02%
SECOND MARKET	838.5	840.3	0.22%	0.51%

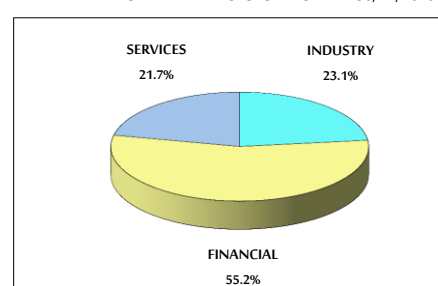
MARKET CAPITALIZATION (JD)

	12,348,741,777	12,372,414,570	0.19%	-17.05%
--	----------------	----------------	-------	---------

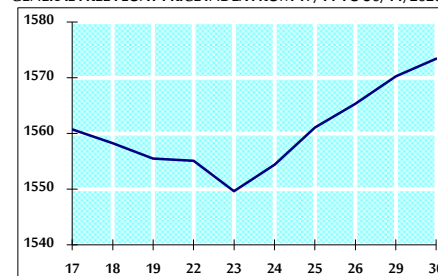
VALUE TRADED FROM 17/11 TO 30/11/2020



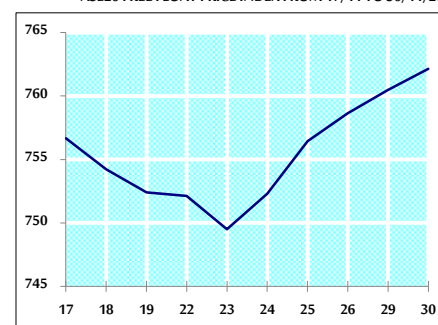
VALUE TRADED BY SECTOR MONDAY 30/11/2020



GENERAL FREE FLOAT PRICE INDEX FROM 17/11 TO 30/11/2020



ASE20 FREE FLOAT PRICE INDEX FROM 17/11 TO 30/11/2020



GENERAL PRICE INDEX FROM 17/11 TO 30/11/2020

