

## Daily Summary for Amman Stock Exchange

### VALUE TRADED (JD)

	2019	2020	NET CHANGE	CHANGE (%)
Daily	3,636,918	2,925,847	-711,071	-19.55%
Cumulative(1/7-16/7)	71,286,478	51,061,548	-20,224,930	-28.37%
Cumulative(2/1-16/7)	739,352,187	466,670,860	-272,681,327	-36.88%

### NO. OF SHARES TRADED

	2019	2020	NET CHANGE	CHANGE (%)
Daily	3,953,434	4,157,786	204,352	5.17%
Cumulative(1/7-16/7)	67,322,289	61,472,479	-5,849,810	-8.69%
Cumulative(2/1-16/7)	601,576,965	464,799,570	-136,777,395	-22.74%

### NO. OF TRANSACTIONS

	2019	2020	NET CHANGE	CHANGE (%)
Daily	2,305	1,752	-553	-23.99%
Cumulative(1/7-16/7)	33,677	20,928	-12,749	-37.86%
Cumulative(2/1-16/7)	277,112	183,566	-93,546	-33.76%

### SOME FINANCIAL RATIOS FOR THE ASE (16/7/2020)

SECTOR	P/E	P/BV	DIVIDEND YIELD (%)	TURNOVER (%)
FINANCIAL	9.166	0.743	0.169	0.070
SERVICES	12.510	0.971	4.845	0.042
INDUSTRY	14.838	1.211	3.516	0.064
OVERALL	9.742	0.852	1.775	0.063

### STOCK PRICE INDEX WEIGHTED BY FREE FLOAT MARKET CAPITALIZATION (1999=1000)

	WEDNESDAY 15/07/2020	THURSDAY 16/07/2020	% CHANGE	
			DAY BEFORE	YTD
GENERAL	1579.2	1578.6	-0.04%	-13.03%
FINANCIAL	2089.0	2087.3	-0.08%	-14.80%
SERVICES	1135.6	1135.5	0.00%	-12.18%
INDUSTRY	1790.0	1791.5	0.08%	-3.52%

### STOCK PRICE INDEX WEIGHTED BY FREE FLOAT MARKET CAPITALIZATION ASE20 (2014=1000)

	773.9	773.0	-0.11%	-13.24%
--	-------	-------	--------	---------

### STOCK PRICE INDEX WEIGHTED BY MARKET CAPITALIZATION (1991=1000)

	WEDNESDAY 15/07/2020	THURSDAY 16/07/2020	% CHANGE	
			DAY BEFORE	YTD
GENERAL	2884.8	2882.1	-0.10%	-17.98%
BANKS	5465.5	5455.0	-0.19%	-23.12%
INSURANCE	1309.6	1311.2	0.13%	2.24%
SERVICES	668.0	668.9	0.13%	-9.09%
INDUSTRY	2295.2	2294.5	-0.03%	-12.19%

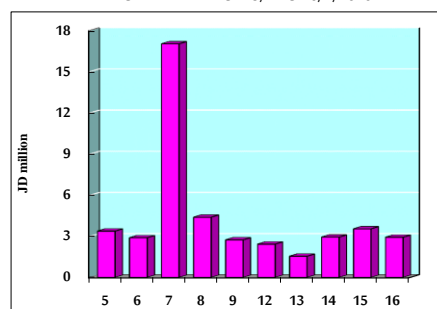
### STOCK PRICE MARKET INDEX WEIGHTED BY FREE FLOAT MARKET CAP. (2012=1000)

	WEDNESDAY 15/07/2020	THURSDAY 16/07/2020	% CHANGE	
			DAY BEFORE	YTD
FIRST MARKET	833.2	832.6	-0.08%	-12.90%
SECOND MARKET	761.9	765.9	0.52%	-8.39%

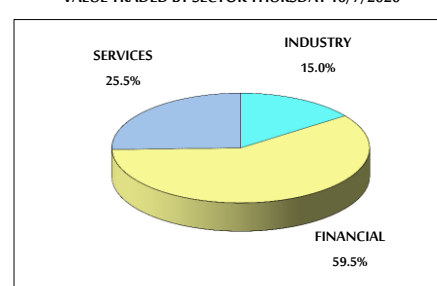
### MARKET CAPITALIZATION (JD)

	12,293,460,168	12,282,584,226	-0.09%	-17.65%
--	----------------	----------------	--------	---------

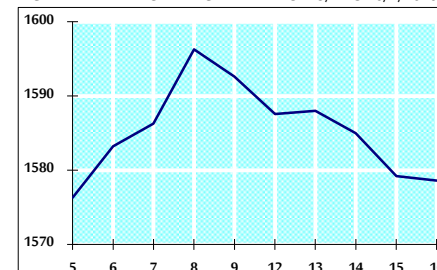
### VALUE TRADED FROM 5/7 TO 16/7/2020



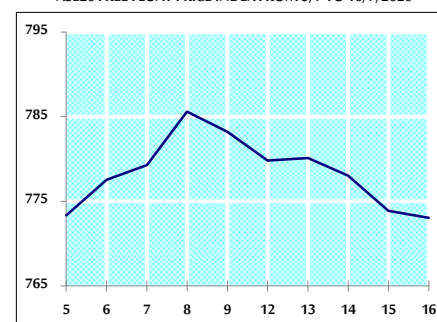
### VALUE TRADED BY SECTOR THURSDAY 16/7/2020



### GENERAL FREE FLOAT PRICE INDEX FROM 5/7 TO 16/7/2020



### ASE20 FREE FLOAT PRICE INDEX FROM 5/7 TO 16/7/2020



### GENERAL PRICE INDEX FROM 5/7 TO 16/7/2020

