

Daily Summary for Amman Stock Exchange

VALUE TRADED (JD)

	2019	2020	NET CHANGE	CHANGE (%)
Daily	4,800,692	5,625,105	824,413	17.17%
Cumulative(2/1-27/1)	79,117,992	89,496,188	10,378,196	13.12%
Cumulative(2/1-27/1)	79,117,992	89,496,188	10,378,196	13.12%

NO. OF SHARES TRADED

	2019	2020	NET CHANGE	CHANGE (%)
Daily	4,620,129	5,459,131	839,002	18.16%
Cumulative(2/1-27/1)	55,254,067	75,877,322	20,623,255	37.32%
Cumulative(2/1-27/1)	55,254,067	75,877,322	20,623,255	37.32%

NO. OF TRANSACTIONS

	2019	2020	NET CHANGE	CHANGE (%)
Daily	1,916	2,526	610	31.84%
Cumulative(2/1-27/1)	30,082	37,594	7,512	24.97%
Cumulative(2/1-27/1)	30,082	37,594	7,512	24.97%

SOME FINANCIAL RATIOS FOR THE ASE (27/1/2020)

SECTOR	P/E	P/BV	DIVIDEND YIELD (%)	TURNOVER (%)
FINANCIAL	10.974	0.981	5.865	0.086
SERVICES	15.976	1.136	5.440	0.087
INDUSTRY	17.407	1.429	3.717	0.050
OVERALL	11.823	1.100	5.443	0.082

STOCK PRICE INDEX WEIGHTED BY FREE FLOAT MARKET CAPITALIZATION (1999=1000)

	SUNDAY 26/01/2020	MONDAY 27/01/2020	% CHANGE	
			DAY BEFORE	YTD
GENERAL	1880.0	1871.3	-0.46%	3.09%
FINANCIAL	2519.1	2517.8	-0.05%	2.77%
SERVICES	1362.4	1346.6	-1.16%	4.14%
INDUSTRY	1921.2	1909.2	-0.62%	2.81%

STOCK PRICE INDEX WEIGHTED BY FREE FLOAT MARKET CAPITALIZATION ASE20 (2014=1000)

	926.4	923.3	-0.34%	3.63%
--	-------	-------	--------	-------

STOCK PRICE INDEX WEIGHTED BY MARKET CAPITALIZATION (1991=1000)

	SUNDAY 26/01/2020	MONDAY 27/01/2020	% CHANGE	
			DAY BEFORE	YTD
GENERAL	3609.0	3596.8	-0.34%	2.36%
BANKS	7240.8	7258.5	0.24%	2.29%
INSURANCE	1345.9	1341.4	-0.34%	4.59%
SERVICES	760.8	752.9	-1.04%	2.34%
INDUSTRY	2707.6	2674.2	-1.23%	2.33%

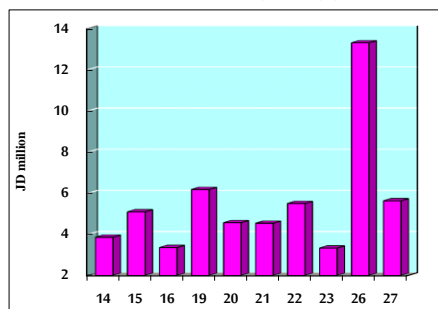
STOCK PRICE MARKET INDEX WEIGHTED BY FREE FLOAT MARKET CAP. (2012=1000)

	SUNDAY 26/01/2020	MONDAY 27/01/2020	% CHANGE	
			DAY BEFORE	YTD
FIRST MARKET	993.5	988.8	-0.47%	3.45%
SECOND MARKET	849.4	847.4	-0.23%	1.36%

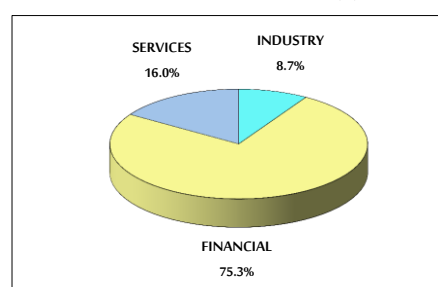
MARKET CAPITALIZATION (JD)

	15,292,805,775	15,246,452,201	-0.30%	2.22%
--	----------------	----------------	--------	-------

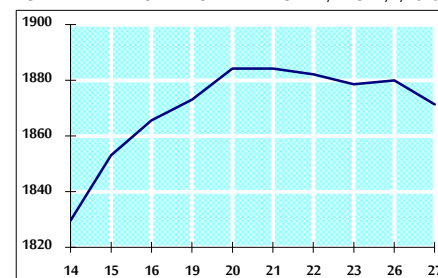
VALUE TRADED FROM 14/1 TO 27/1/2020



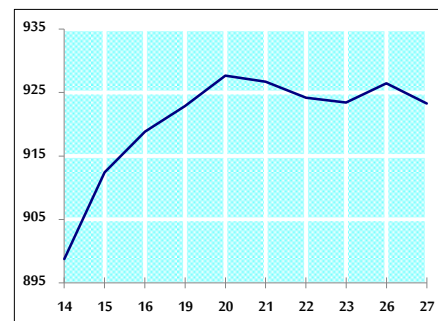
VALUE TRADED BY SECTOR MONDAY 27/1/2020



GENERAL FREE FLOAT PRICE INDEX FROM 14/1 TO 27/1/2020



ASE20 FREE FLOAT PRICE INDEX FROM 14/1 TO 27/1/2020



GENERAL PRICE INDEX FROM 14/1 TO 27/1/2020

