

Daily Summary for Amman Stock Exchange

VALUE TRADED (JD)

	2018	2019	NET CHANGE	CHANGE (%)
Daily	4,436,615	4,802,467	365,852	8.25%
Cumulative(1/10-17/10)	80,577,004	64,486,444	-16,090,560	-19.97%
Cumulative(2/1-17/10)	1,242,838,179	1,142,277,661	-100,560,518	-8.09%

NO. OF SHARES TRADED

	2018	2019	NET CHANGE	CHANGE (%)
Daily	5,064,110	4,282,723	-781,387	-15.43%
Cumulative(1/10-17/10)	69,738,286	53,988,456	-15,749,830	-22.58%
Cumulative(2/1-17/10)	901,305,016	957,516,119	56,211,103	6.24%

NO. OF TRANSACTIONS

	2018	2019	NET CHANGE	CHANGE (%)
Daily	2,710	1,955	-755	-27.86%
Cumulative(1/10-17/10)	32,050	26,604	-5,446	-16.99%
Cumulative(2/1-17/10)	403,871	413,943	10,072	2.49%

SOME FINANCIAL RATIOS FOR THE ASE (17/10/2019)

SECTOR	P/E	P/BV	DIVIDEND YIELD (%)	TURNOVER (%)
FINANCIAL	10.680	0.956	6.023	0.046
SERVICES	14.825	1.104	5.660	0.099
INDUSTRY	20.006	1.347	3.935	0.081
OVERALL	11.625	1.047	5.766	0.064

STOCK PRICE INDEX WEIGHTED BY FREE FLOAT MARKET CAPITALIZATION (1999=1000)

	WEDNESDAY 16/10/2019	THURSDAY 17/10/2019	% CHANGE	
			DAY BEFORE	YTD
GENERAL	1817.6	1819.1	0.08%	-4.70%
FINANCIAL	2450.9	2451.8	0.04%	-7.57%
SERVICES	1299.3	1303.5	0.32%	1.85%
INDUSTRY	1845.3	1841.7	-0.20%	-2.18%

STOCK PRICE INDEX WEIGHTED BY FREE FLOAT MARKET CAPITALIZATION ASE20 (2014=1000)

	885.9	885.8	-0.02%	-4.38%
--	-------	-------	--------	--------

STOCK PRICE INDEX WEIGHTED BY MARKET CAPITALIZATION (1991=1000)

	WEDNESDAY 16/10/2019	THURSDAY 17/10/2019	% CHANGE	
			DAY BEFORE	YTD
GENERAL	3485.0	3480.1	-0.14%	-8.35%
BANKS	7013.8	7026.8	0.19%	-14.78%
INSURANCE	1314.0	1314.0	0.00%	-4.54%
SERVICES	747.3	746.8	-0.07%	-6.28%
INDUSTRY	2575.2	2549.9	-0.98%	10.32%

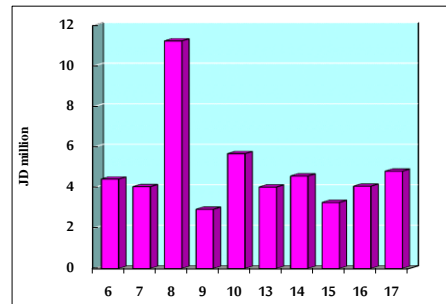
STOCK PRICE MARKET INDEX WEIGHTED BY FREE FLOAT MARKET CAP. (2012=1000)

	WEDNESDAY 16/10/2019	THURSDAY 17/10/2019	% CHANGE	
			DAY BEFORE	YTD
FIRST MARKET	953.8	954.3	0.06%	-5.63%
SECOND MARKET	857.2	859.3	0.24%	3.32%

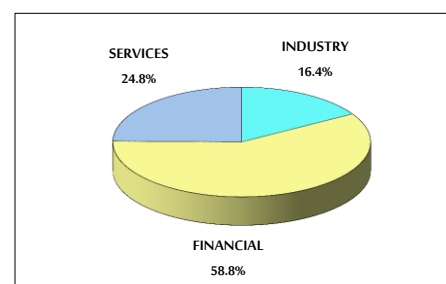
MARKET CAPITALIZATION (JD)

	14,838,732,039	14,819,555,985	-0.13%	-8.08%
--	----------------	----------------	--------	--------

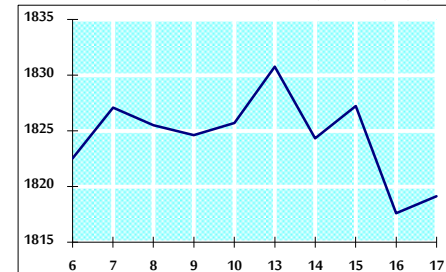
VALUE TRADED FROM 6/10 TO 17/10/2019



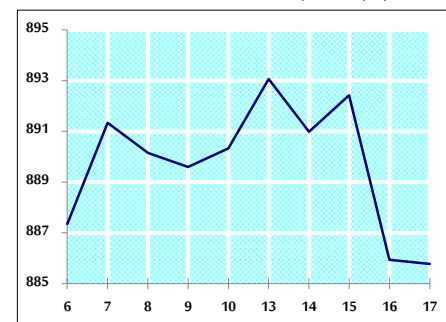
VALUE TRADED BY SECTOR THURSDAY 17/10/2019



GENERAL FREE FLOAT PRICE INDEX FROM 6/10 TO 17/10/2019



ASE20 FREE FLOAT PRICE INDEX FROM 6/10 TO 17/10/2019



GENERAL PRICE INDEX FROM 6/10 TO 17/10/2019

