

Daily Summary for Amman Stock Exchange

VALUE TRADED (JD)

	2018	2019	NET CHANGE	CHANGE (%)
Daily	3,580,809	4,063,721	482,912	13.49%
Cumulative(1/10-16/10)	76,140,389	59,683,977	-16,456,412	-21.61%
Cumulative(2/1-16/10)	1,238,401,564	1,137,475,194	-100,926,370	-8.15%

NO. OF SHARES TRADED

	2018	2019	NET CHANGE	CHANGE (%)
Daily	3,649,630	3,234,508	-415,122	-11.37%
Cumulative(1/10-16/10)	64,674,176	49,705,733	-14,968,443	-23.14%
Cumulative(2/1-16/10)	896,240,906	953,233,396	56,992,490	6.36%

NO. OF TRANSACTIONS

	2018	2019	NET CHANGE	CHANGE (%)
Daily	2,690	1,979	-711	-26.43%
Cumulative(1/10-16/10)	29,340	24,649	-4,691	-15.99%
Cumulative(2/1-16/10)	401,161	411,988	10,827	2.70%

SOME FINANCIAL RATIOS FOR THE ASE (16/10/2019)

SECTOR	P/E	P/BV	DIVIDEND YIELD (%)	TURNOVER (%)
FINANCIAL	10.662	0.954	6.033	0.048
SERVICES	14.821	1.104	5.662	0.047
INDUSTRY	20.219	1.361	3.894	0.050
OVERALL	11.641	1.049	5.758	0.048

STOCK PRICE INDEX WEIGHTED BY FREE FLOAT MARKET CAPITALIZATION (1999=1000)

	TUESDAY 15/10/2019	WEDNESDAY 16/10/2019	% CHANGE	
			DAY BEFORE	YTD
GENERAL	1827.2	1817.6	-0.53%	-4.78%
FINANCIAL	2471.3	2450.9	-0.82%	-7.61%
SERVICES	1303.7	1299.3	-0.33%	1.52%
INDUSTRY	1833.5	1845.3	0.64%	-1.99%

STOCK PRICE INDEX WEIGHTED BY FREE FLOAT MARKET CAPITALIZATION ASE20 (2014=1000)

	892.4	885.9	-0.73%	-4.37%
--	-------	-------	--------	--------

STOCK PRICE INDEX WEIGHTED BY MARKET CAPITALIZATION (1991=1000)

	TUESDAY 15/10/2019	WEDNESDAY 16/10/2019	% CHANGE	
			DAY BEFORE	YTD
GENERAL	3513.4	3485.0	-0.81%	-8.22%
BANKS	7140.3	7013.8	-1.77%	-14.94%
INSURANCE	1307.4	1314.0	0.50%	-4.54%
SERVICES	746.8	747.3	0.07%	-6.21%
INDUSTRY	2547.7	2575.2	1.08%	11.41%

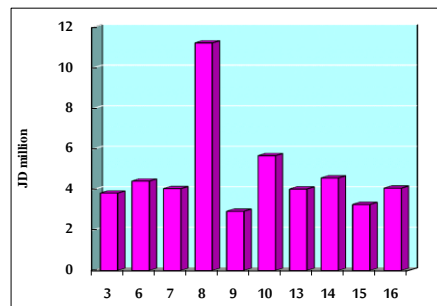
STOCK PRICE MARKET INDEX WEIGHTED BY FREE FLOAT MARKET CAP. (2012=1000)

	TUESDAY 15/10/2019	WEDNESDAY 16/10/2019	% CHANGE	
			DAY BEFORE	YTD
FIRST MARKET	960.6	953.8	-0.71%	-5.68%
SECOND MARKET	855.4	857.2	0.21%	3.08%

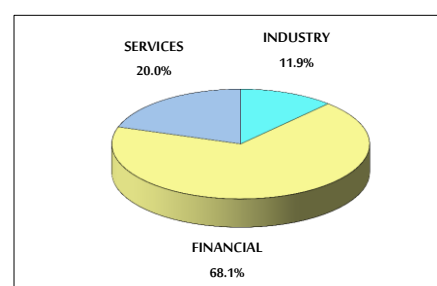
MARKET CAPITALIZATION (JD)

	14,945,807,442	14,838,732,039	-0.72%	-7.96%
--	----------------	----------------	--------	--------

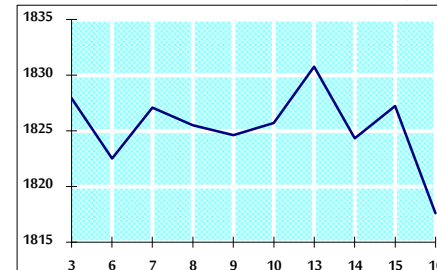
VALUE TRADED FROM 3/10 TO 16/10/2019



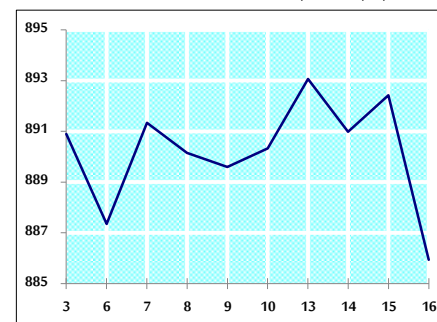
VALUE TRADED BY SECTOR WEDNESDAY 16/10/2019



GENERAL FREE FLOAT PRICE INDEX FROM 3/10 TO 16/10/2019



ASE20 FREE FLOAT PRICE INDEX FROM 3/10 TO 16/10/2019



GENERAL PRICE INDEX FROM 3/10 TO 16/10/2019

